

Session Debug

Overview

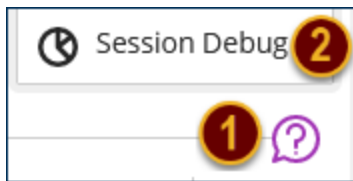
This tutorial will explain how to obtain debug information for your Blackboard Ultra course session when you encounter an issue and need to provide more information when reporting it for assistance.

Quick Steps

Open Session Debug > Obtain Debug Code > Grade > Rubric > Feedback > Summary Comments

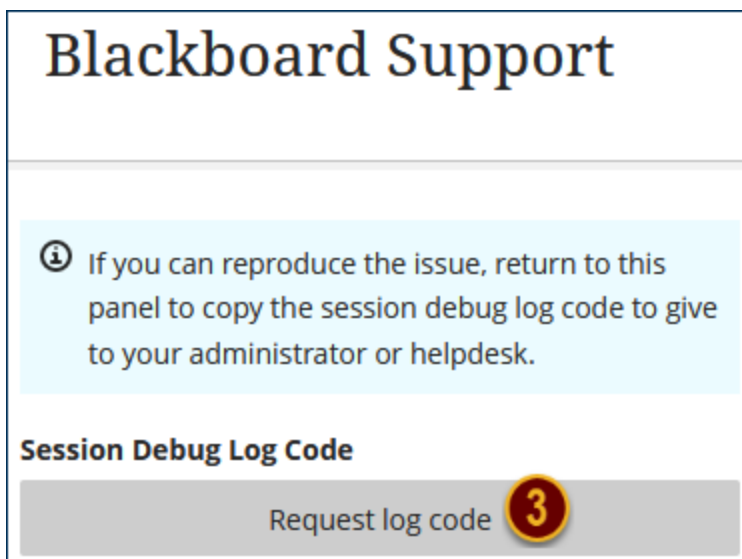
Step 1

Click on the question bubble [1] in the lower right of your Blackboard browser window then click Session Debug [2].

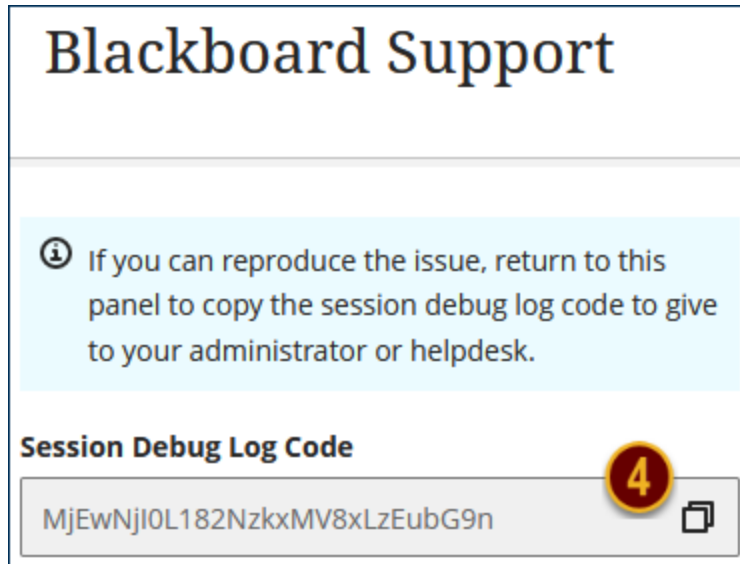


Step 2

Click 'Request log code' [3].




Click the paper icon to copy the log code [4].



Blackboard Support

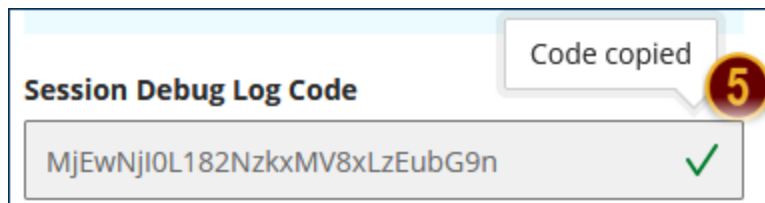
i If you can reproduce the issue, return to this panel to copy the session debug log code to give to your administrator or helpdesk.

Session Debug Log Code


MjEwNjI0L182NzIxMV8xLzEubG9n 

4

The paper icon will change to a green checkmark and a bubble stating 'Code copied' will appear [5].



Session Debug Log Code

MjEwNjI0L182NzIxMV8xLzEubG9n 

Code copied

5

Step 3

Send an email with the following information and someone will follow up with you:

To: blackboard@winthrop.edu [6]

Subject: Blackboard Session Debug Code [7]

Body: Username, Course name, paste the copied code, and give details of what you are experiencing [8].

Send	To...	<u>blackboard;</u> 6
	Cc...	
	Bcc...	
Subject		Blackboard Session Debug Code 7
<u>eckertj</u> FINC 311 001 Principles of Finance (3), Spring 2021 8 MjEwNjI0L181OTUyOF8xLzEubG9n		
When clicking on My Grades, I get the error <u>java.lang.NullPointerException</u>		