


# STILL WAITING FOR YOUR COURSE TO COPY? HERE'S WHY.

Managing Media for Quick  
Course Copy



## VIDEO

Videos are likely the largest files you will add to your course. Don't upload videos to your Blackboard course, upload videos to TechSmith and share them using the TechSmith integration.





## IMAGES

Images take up space too! Focus on including images that are important to your course content, rather than aesthetics.

## ZOOM RECORDINGS

In a meeting, select "Record to the Cloud". The recording will automatically be saved to your TechSmith library. Share the recording using the TechSmith integration.



## COURSE COPIES

Keep it simple. On the Course Copy page, click the Select All button and choose Submit.

For more information, please visit <https://www.winthrop.edu/onlinelearning/instructor-training-and-resources.aspx> or contact the Office of Online Learning at 803/323-2212 or [blackboard@winthrop.edu](mailto:blackboard@winthrop.edu) with additional questions.