



School Psychology Praxis Series School Psychologist Examination 2018, 2017, 2016

Table 1

Cohort Year	# Candidates	# Taking the Exam	Median Exam Score	Range	First-Time Pass Rates	% Passing at NCSP and SC Levels
2018	8	8	173.5	162-191	100%	100%
2017	8	8	179	165-185	100%	100%
2016	8	8	178	168-194	100%	100%

Note: The Nationally Certified School Psychologist (NCSP) and South Carolina Department of Education pass score for the Praxis II examination in school psychology is 147.



School Psychology Praxis II: Scores by Subsection

Table 2

Praxis Test Categories	% of Candidates (N=8) Scoring Below, At, and Above the National Average (First Time Score)		
	Below 25 th %tile	Average (25 th to 75 th %tile)	Above 75 th %tile
Professional Practices that Permeate All Aspects of Service	0	62.5%	37.5%
Direct and Indirect Services for Children, Youth and Families	0	50%	50%
Systems Level Services	12.5%	62.5%	25%
Foundations of School Psychology Service Delivery	12.5%	62.5%	25%



Analysis/Interpretation of Winthrop University Students' Performance on the School Psychology Praxis II Exam

Summary:

This was the ninth time in the past ten years that all graduating students passed the School Psychology Praxis Exam (despite the significant changes to the exam as well as the revised pass score set three years ago). As noted below Table 1, the minimum score for national certification is 147, which all test takers exceeded in 2018. These results suggest that students are well prepared to assume their roles upon completion of the School Psychology Program at Winthrop University.



Trends & Additional Interpretations

School Psychology Praxis II

The range of total scores was a little wider in 2018, and the median score was slightly lower in 2018, as compared to 2017 – at which time the program attained its highest median score ever. Regression to the mean, however, is a likely reason for this change.

Notably, ***the median of 173.5*** was still well above the national and state pass score of 147. One candidate earned, what School Psychology faculty believe to be the highest score ever by one of their candidates (191).

The performance of School Psychology candidates on subsections, as compared to data collected in previous years, do not reveal trends. This may be a function of the small sample size and the relatively lower reliability of subsection scores.

Additionally, the two areas in which one test taker in 2018 scored below what the Educational Testing Service (ETS) defines as the average range were different from the areas in which one student scored below average in 2017. Thus, ***these results do not suggest any trends*** which appear to warrant attention, although School Psychology faculty are interested in seeing if the increased attention paid to legal and ethical issues in their revised PSYC 615 class (which the 2018 cohort did not have) will result in changes to the scores on “Foundations of School Psychology Service Delivery.”

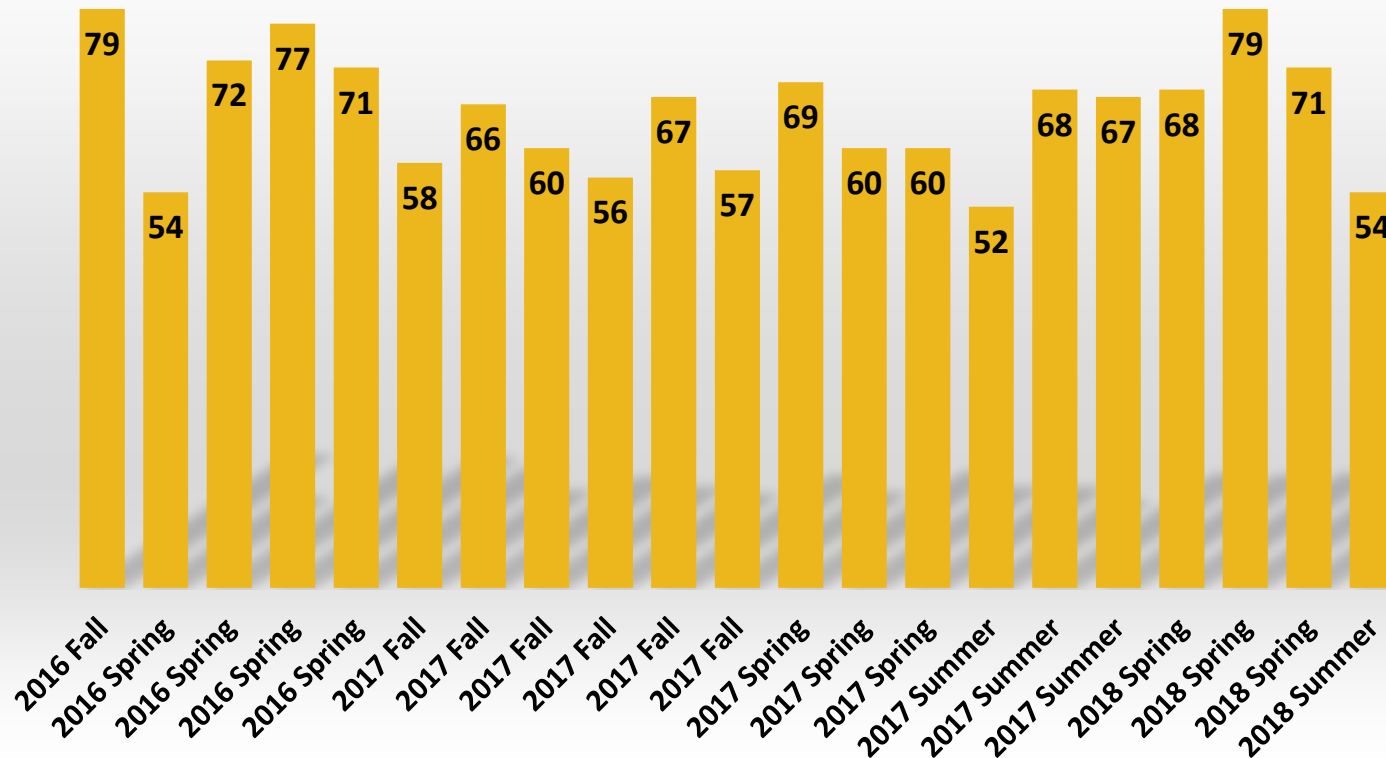


Exercise Science Candidates

29% Passed with a Scaled Score at or Above 70% (70%=Passing)

by Test Taker and Year

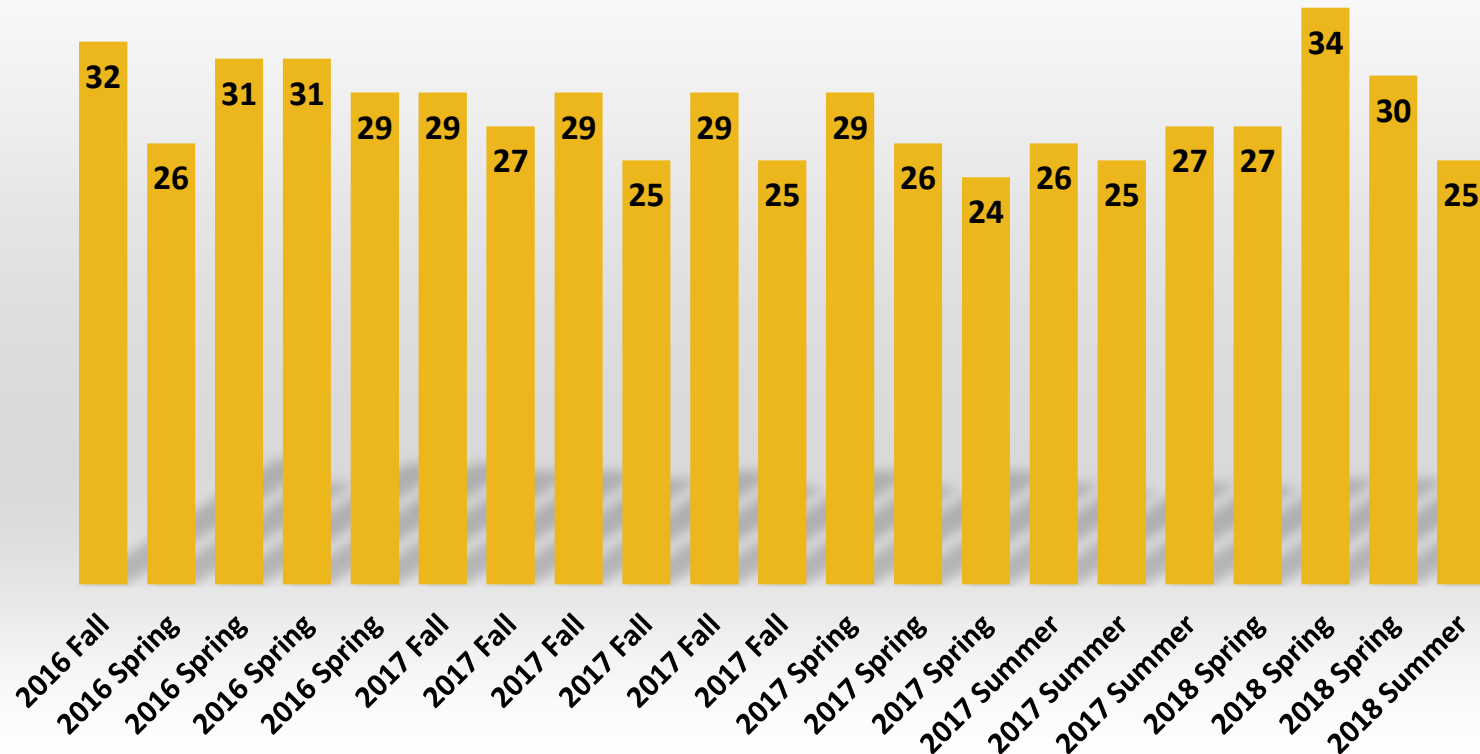
Scaled Score





Exercise Science Candidates CSCS Practical Exam Subscore on Exercise Technique by Test Taker and Year

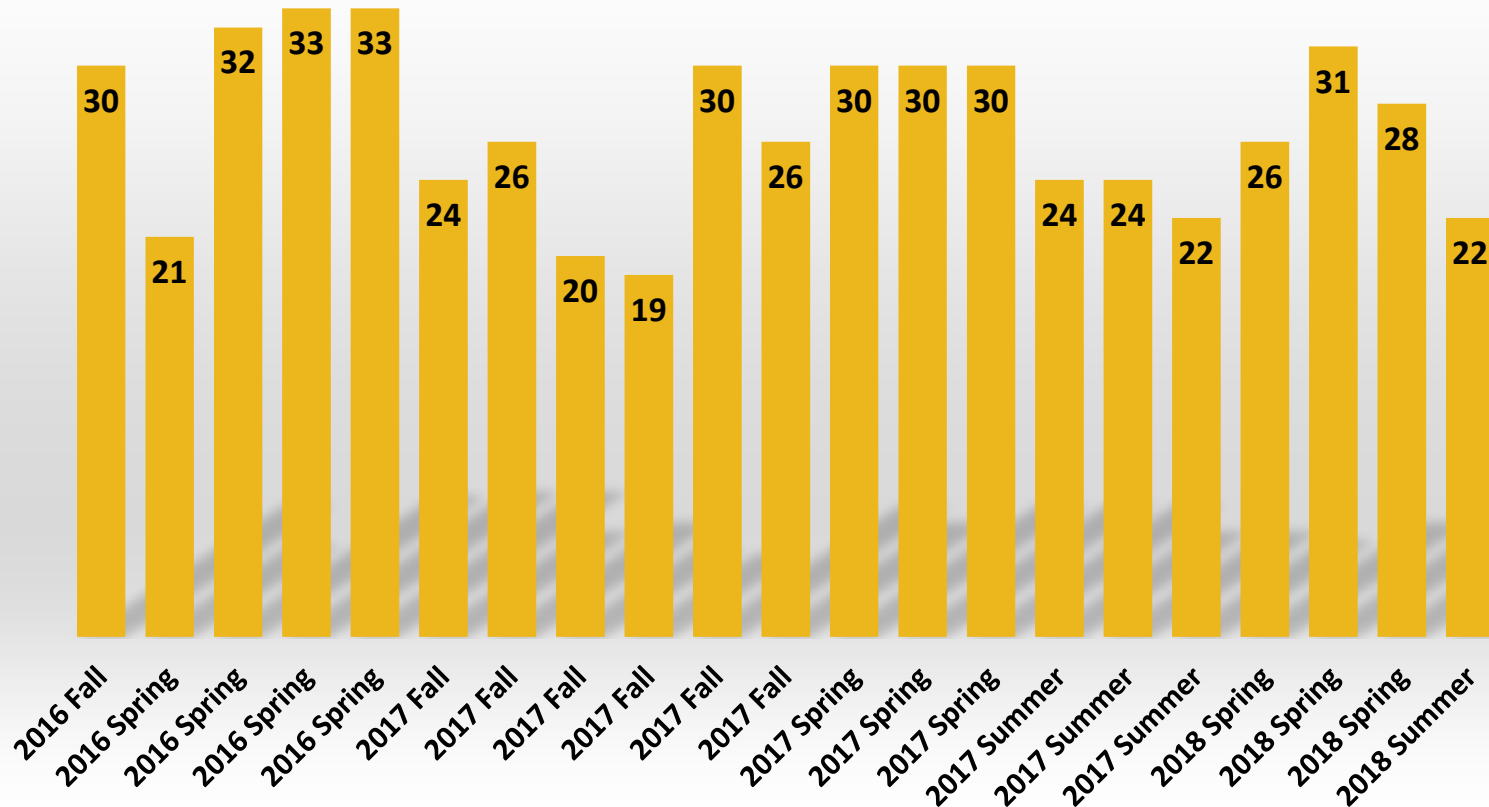
Exercise Technique





Exercise Science Candidates CSCS Practical Exam Subscore on Program Design by Test Taker and Year

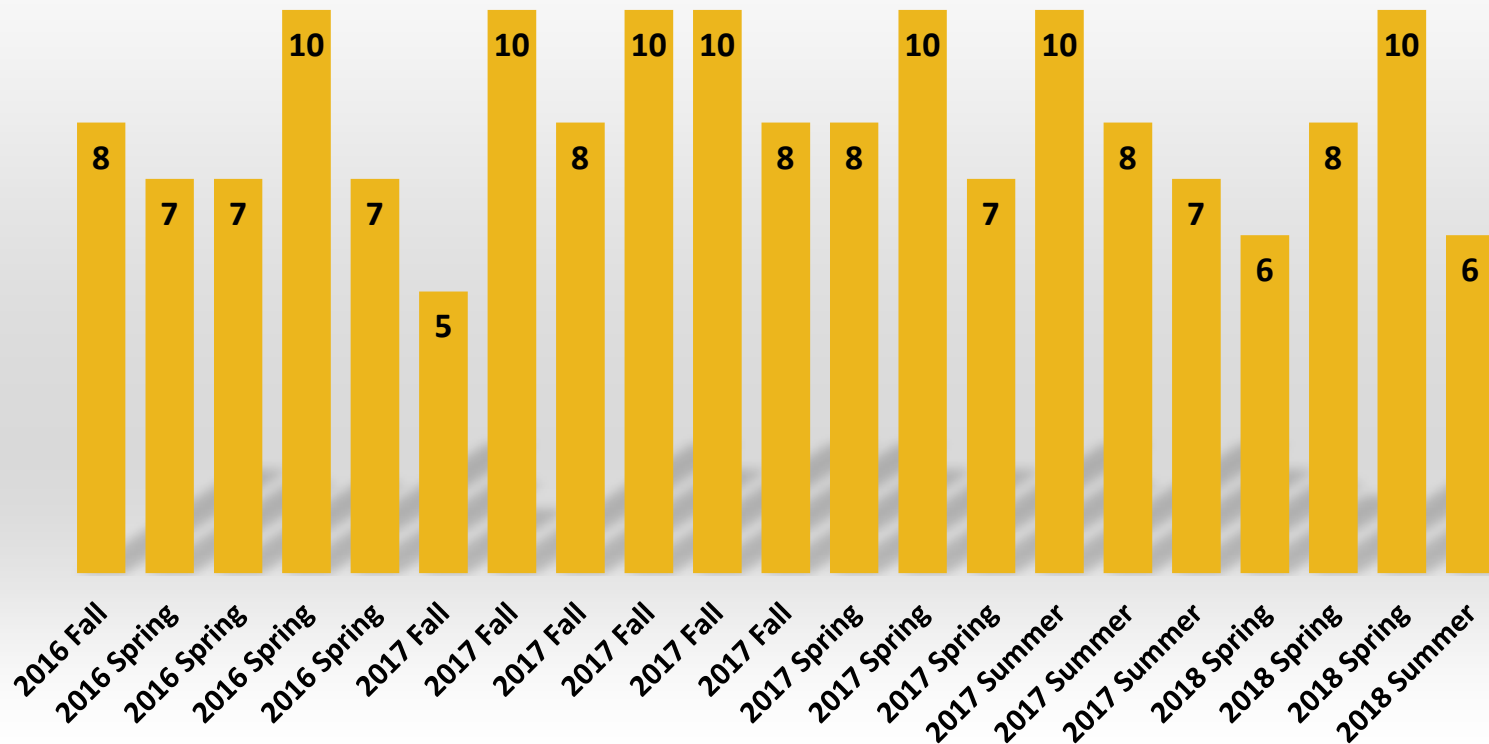
Program Design





Exercise Science Candidates CSCS Practical Exam Subscore on Organization and Administration by Test Taker and Year

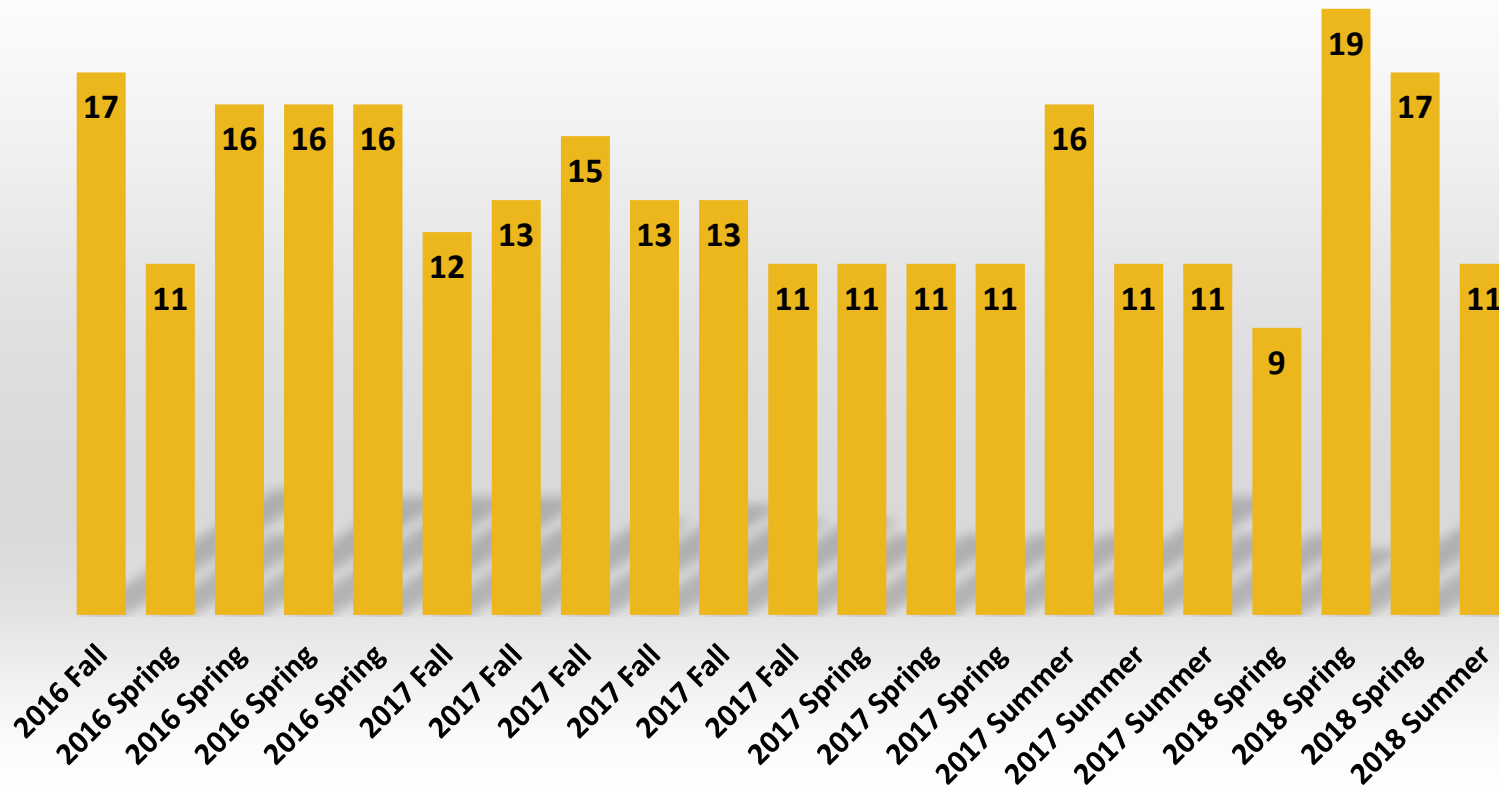
Organization and Administration





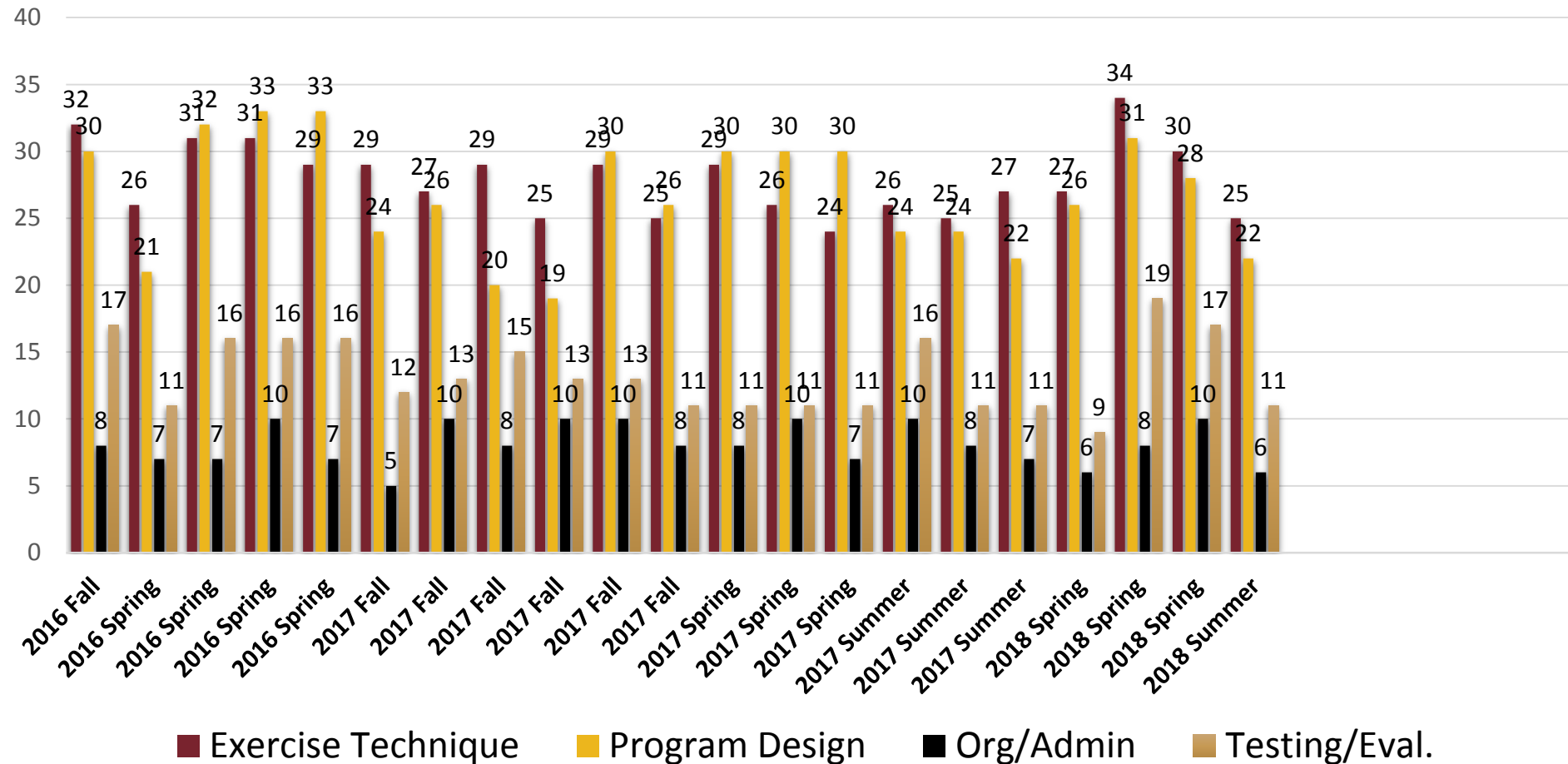
Exercise Science Candidates CSCS Practical Exam Subscore on Testing and Evaluation by Test Taker and Year

Testing & Evaluation





Exercise Science Candidates CSCS Practical Exam Subscores By Test Taker and Year





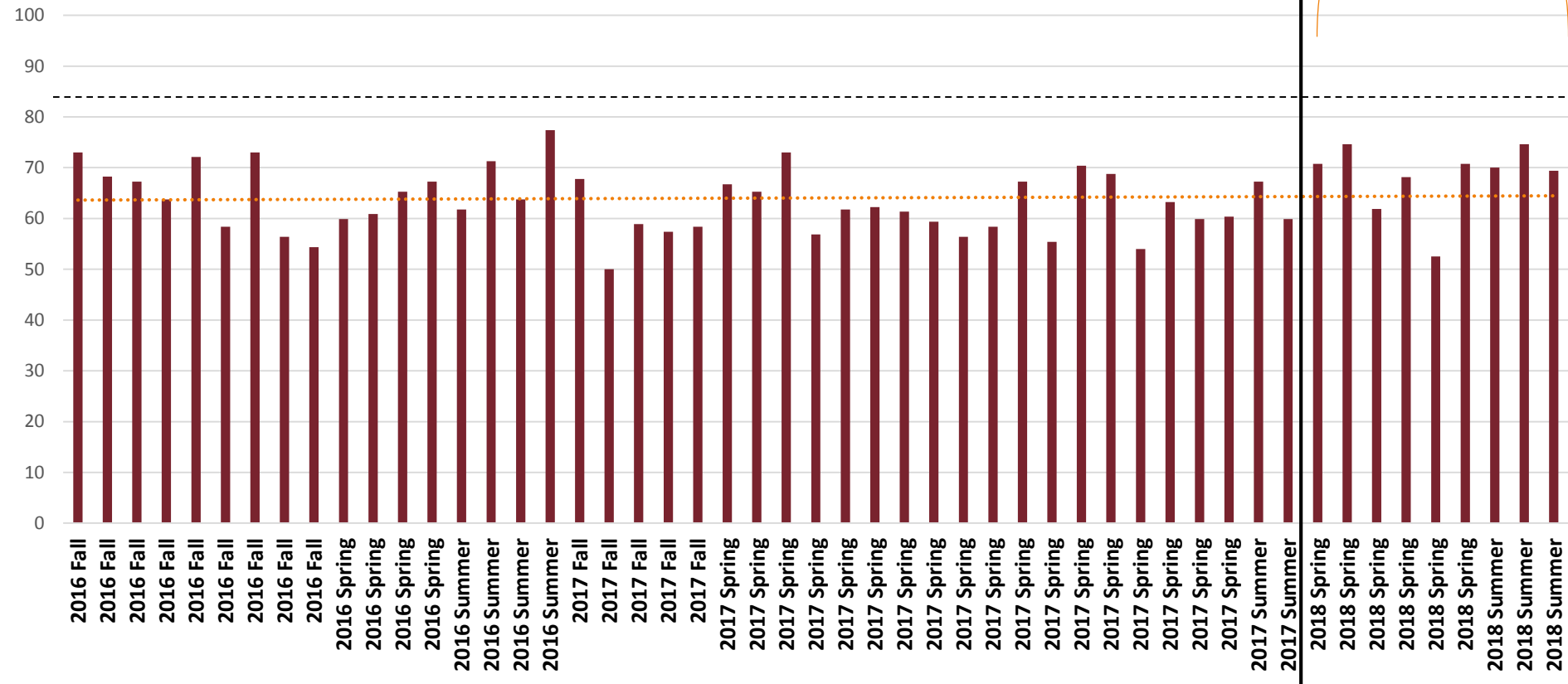
American College of Sports Medicine Certification Exam to be an Exercise Physiologist Total Score %age

New version
of exam in
2018

Final Score (if below 70 then the student fails)

Feel free to see orange trend line

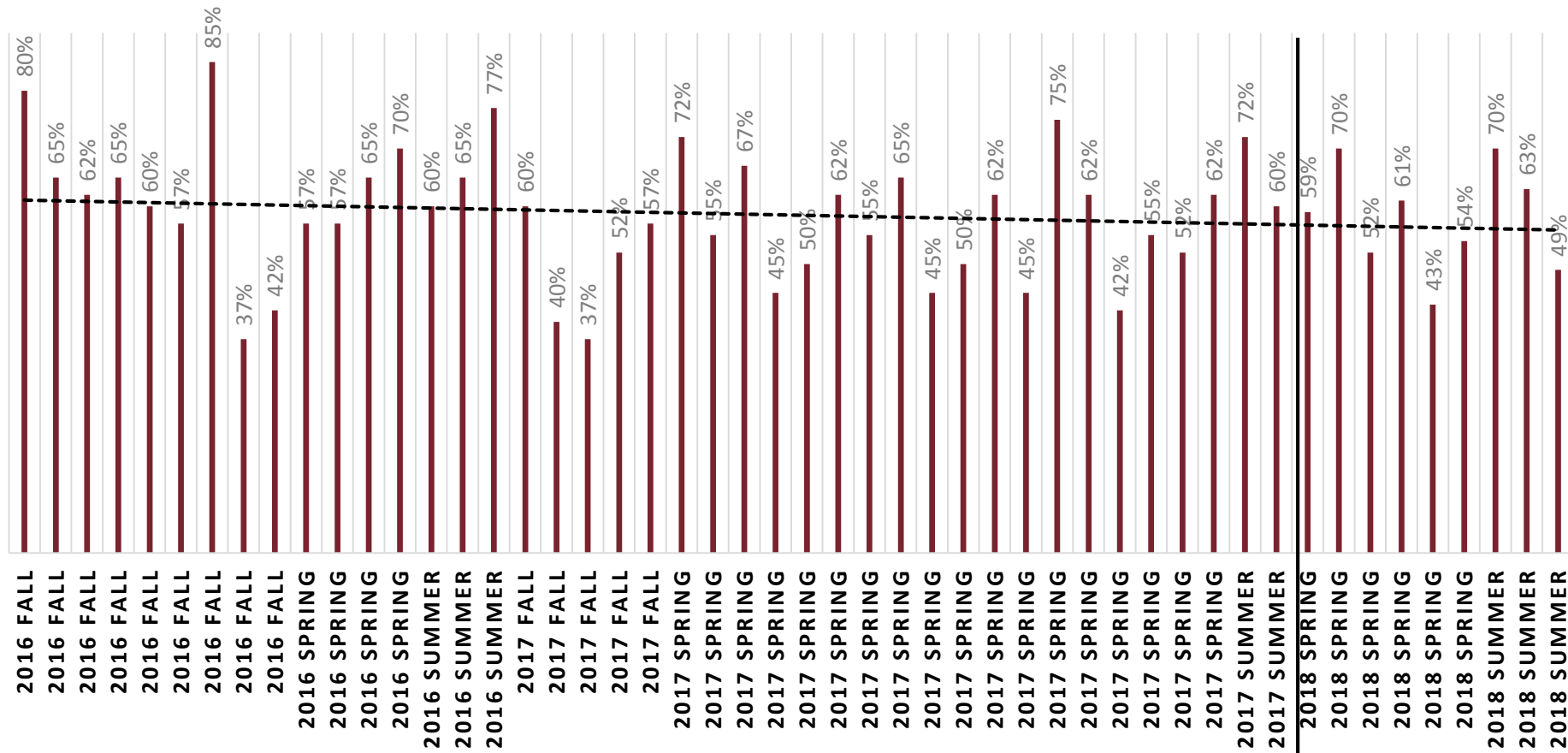
It is located slightly beneath the pass rate demarcation point





American College of Sports Medicine Certification Exam to be an Exercise Physiologist

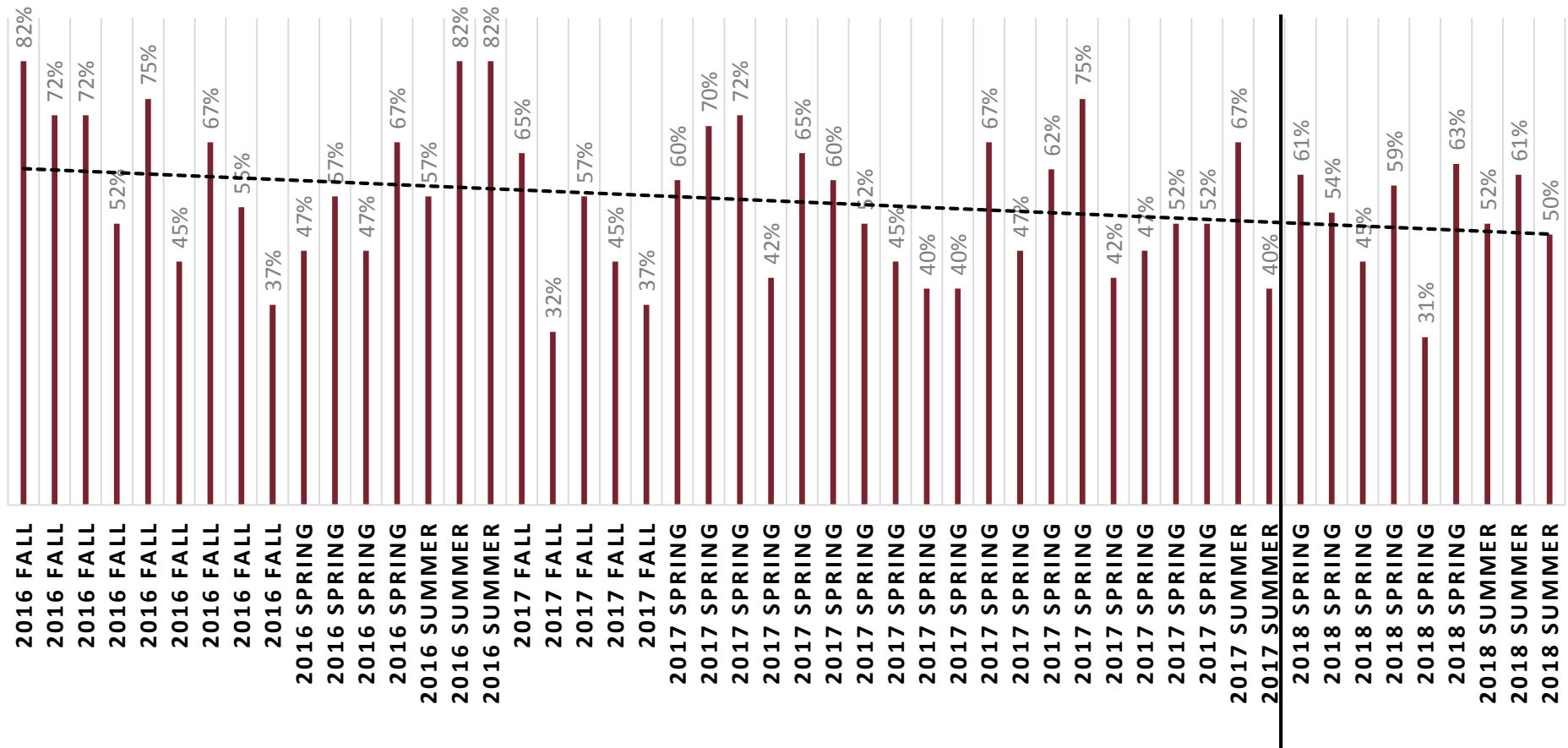
HEALTH & FITNESS ASSESSMENT





American College of Sports Medicine Certification Exam to be an Exercise Physiologist

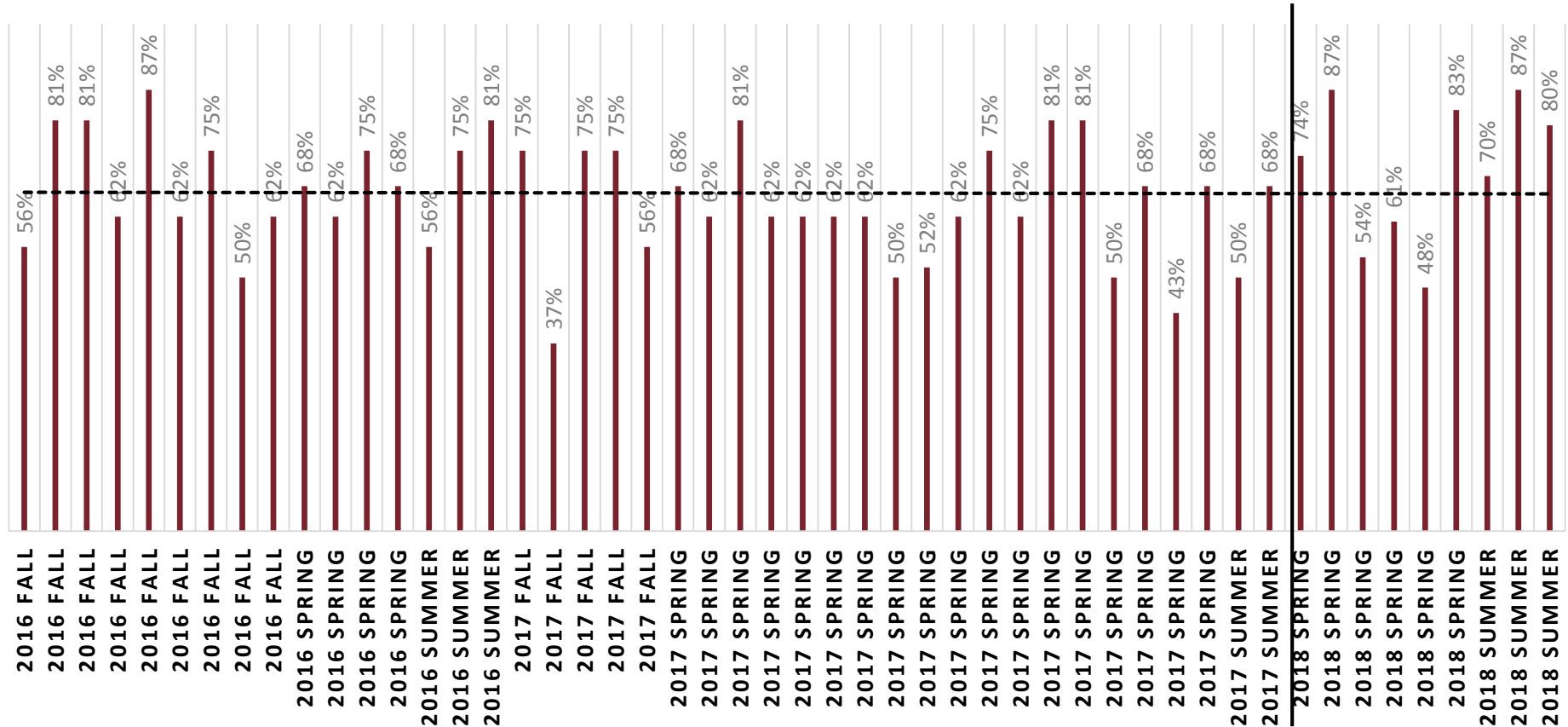
EXERCISE RX, IMPLEMENTATION





American College of Sports Medicine Certification Exam to be an Exercise Physiologist

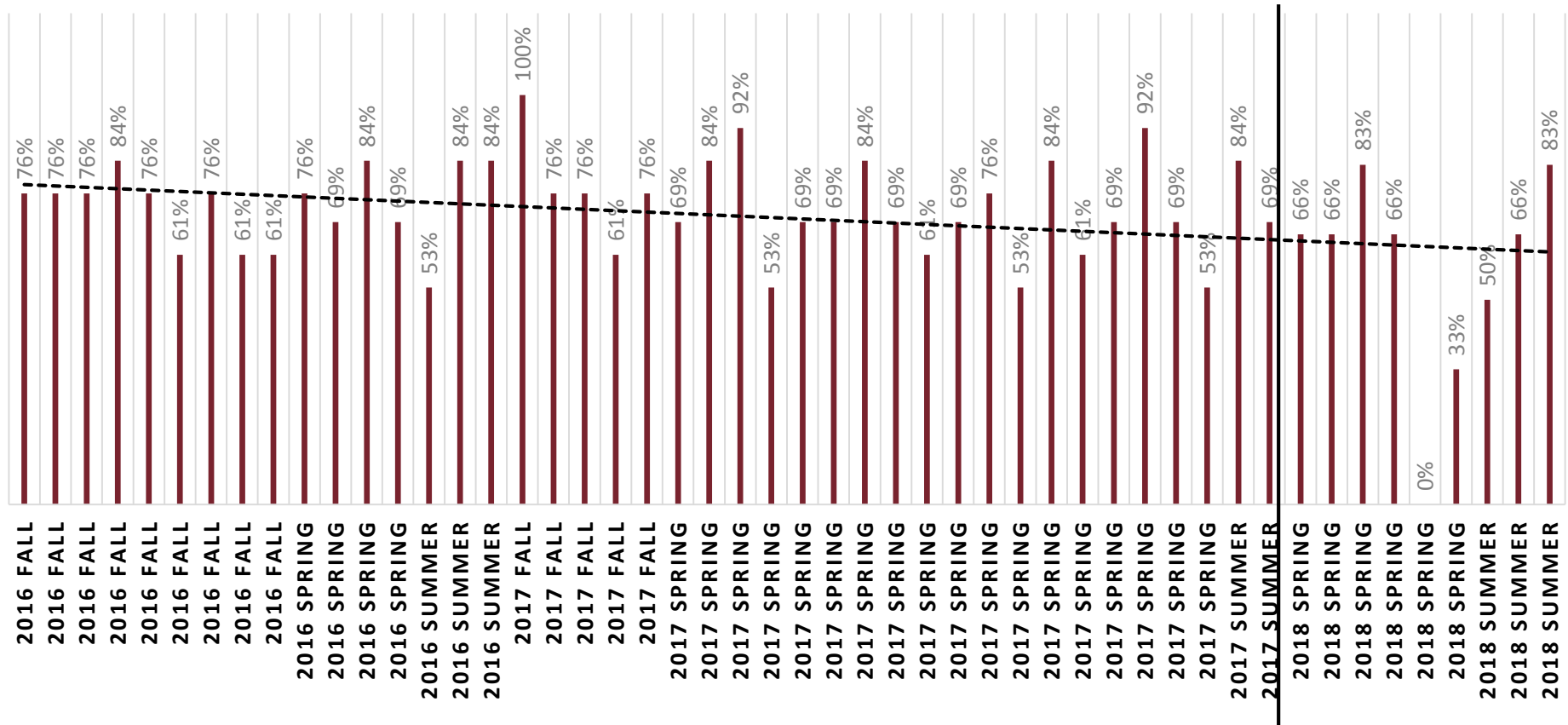
EXERCISE COUNSEL, BEHAVIOR STRATEGIES





American College of Sports Medicine Certification Exam to be an Exercise Physiologist

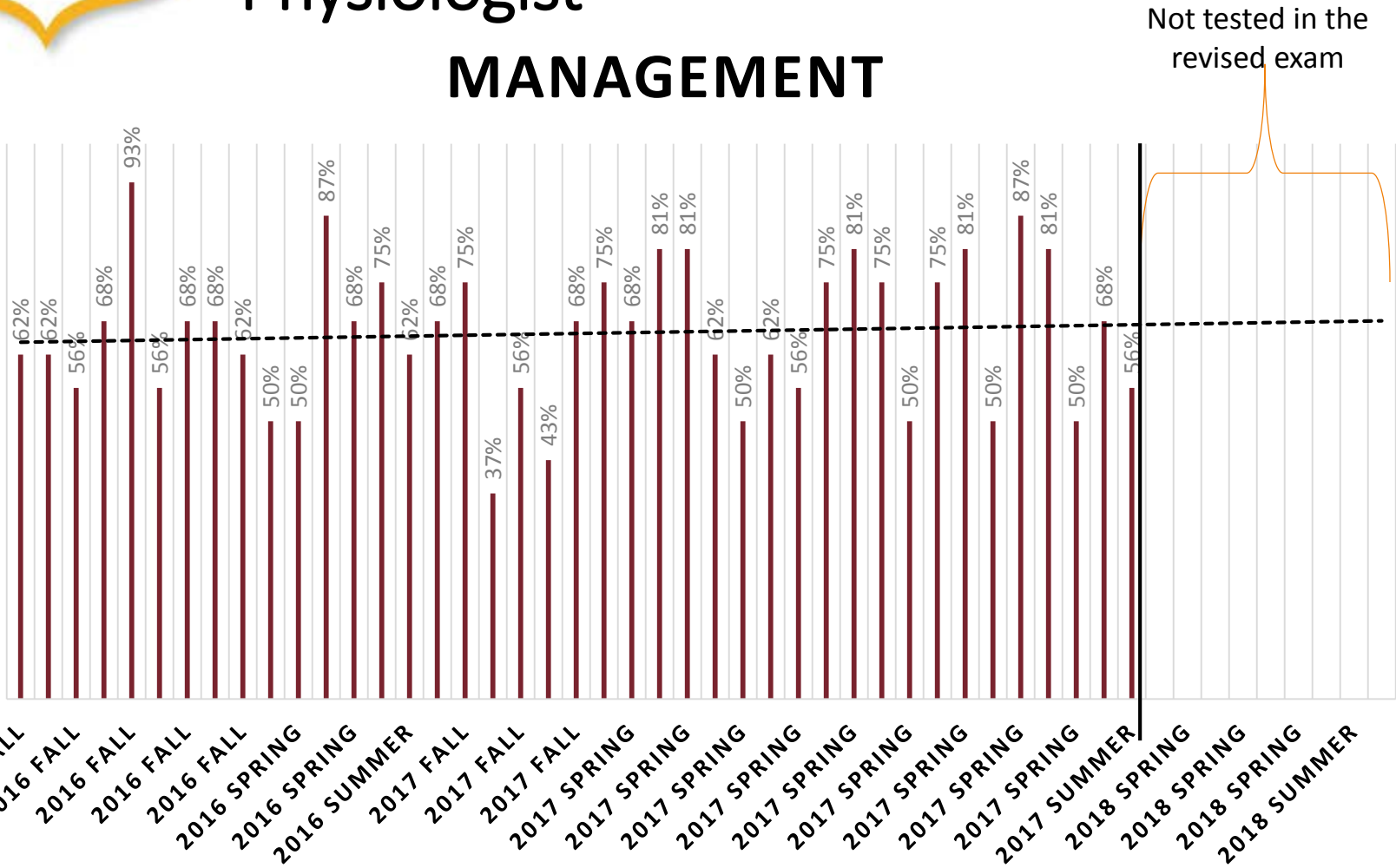
LEGAL/PROFESSIONAL





American College of Sports Medicine Certification Exam to be an Exercise Physiologist

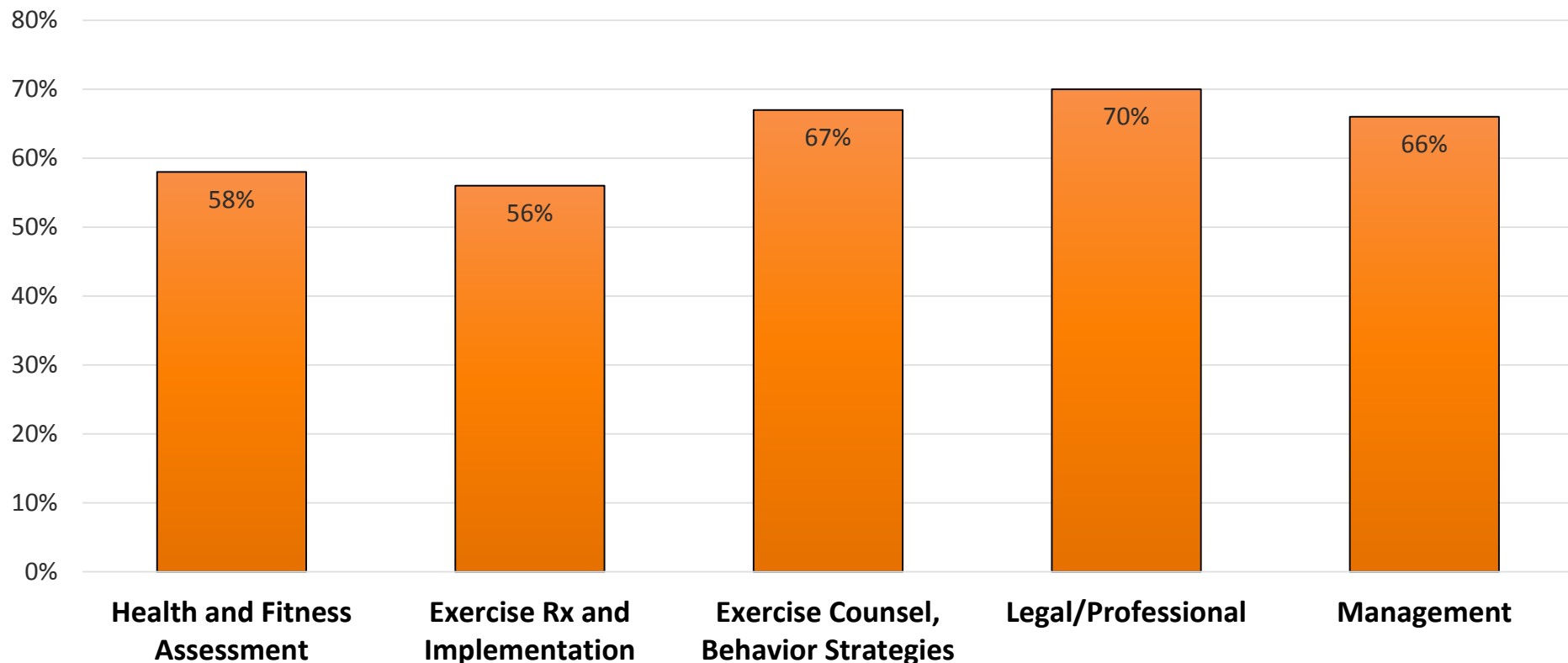
MANAGEMENT





American College of Sports Medicine Certification Exam to be an Exercise Physiologist

Average Scores by Subsection (2016-2018 [Management 2016-2017])





Athletic Training Program Board of Certification (BOC) Examination Report

	2013-14	2014-15	2015-16	2016-17	2017-18	3 year aggregate
Number of students graduating from program.	13	6	10	15	12	37
Number of graduates who took examination.	10	6	9	11	8	28
Number of students who passed examination on the first attempt.	8	5	6	8	1	15
Percentage of students who passed examination on the first attempt.	80%	83%	67%	73%	13%	54%
Number of students who passed the examination regardless of the number of attempts.	10	6	9	8	2	19
Percentage of students who passed the examination regardless of the number of attempts.	100%	100%	100%	73%	25%	68%



Social Work Licensure Exam Eligibility Requirements

Presented in the subsequent graphs and tables are Winthrop University's Social Work Program's students' performance on licensure examinations.

Notably, only students who have met specific eligibility requirement are permitted to sit for these exams.

Eligibility requirements for the graduate level licensure test: Students are permitted to take the exam during their final semester of their MSW program.

Eligibility requirements for the clinical level exam: Students are permitted to take the exam after having earned their MSW degree and after having completed 2-years of supervision by a Licensed Clinical Social Worker.

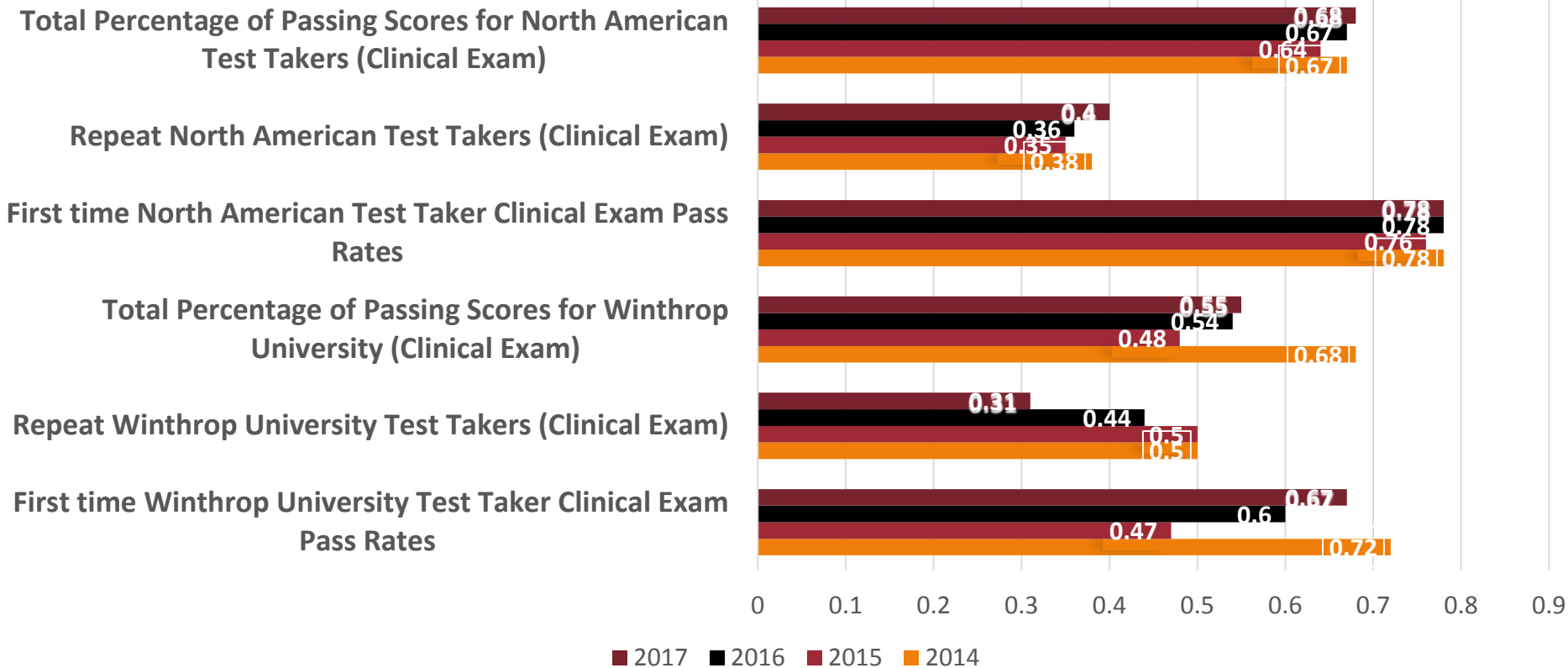


Summary of Winthrop University Performance on the Social Work Clinical Examination

Examinee Year	First time Winthrop University Test Taker Clinical Exam Pass Rates	Repeat Winthrop University Test Takers (Clinical Exam)	Total Percentage of Passing Scores for Winthrop University (Clinical Exam)	First time North American Test Taker Clinical Exam Pass Rates	Repeat North American Test Takers (Clinical Exam)	Total Percentage of Passing Scores for North American Test Takers (Clinical Exam)
2014	0.72	0.50	0.68	0.78	0.38	0.67
2015	0.47	0.50	0.48	0.76	0.35	0.64
2016	0.60	0.44	0.54	0.78	0.36	0.67
2017	0.67	0.31	0.55	0.78	0.40	0.68



Social Work Boards Clinical Exam Winthrop University



Please note: The American Social Work Boards stipulate that inferences regarding test takers knowledge and competencies cannot be made for sample sizes below 100. The number of test takers from Winthrop University were 16, 21, 13, and 23 from 2014, 2015, 2016 and 2017, respectively.

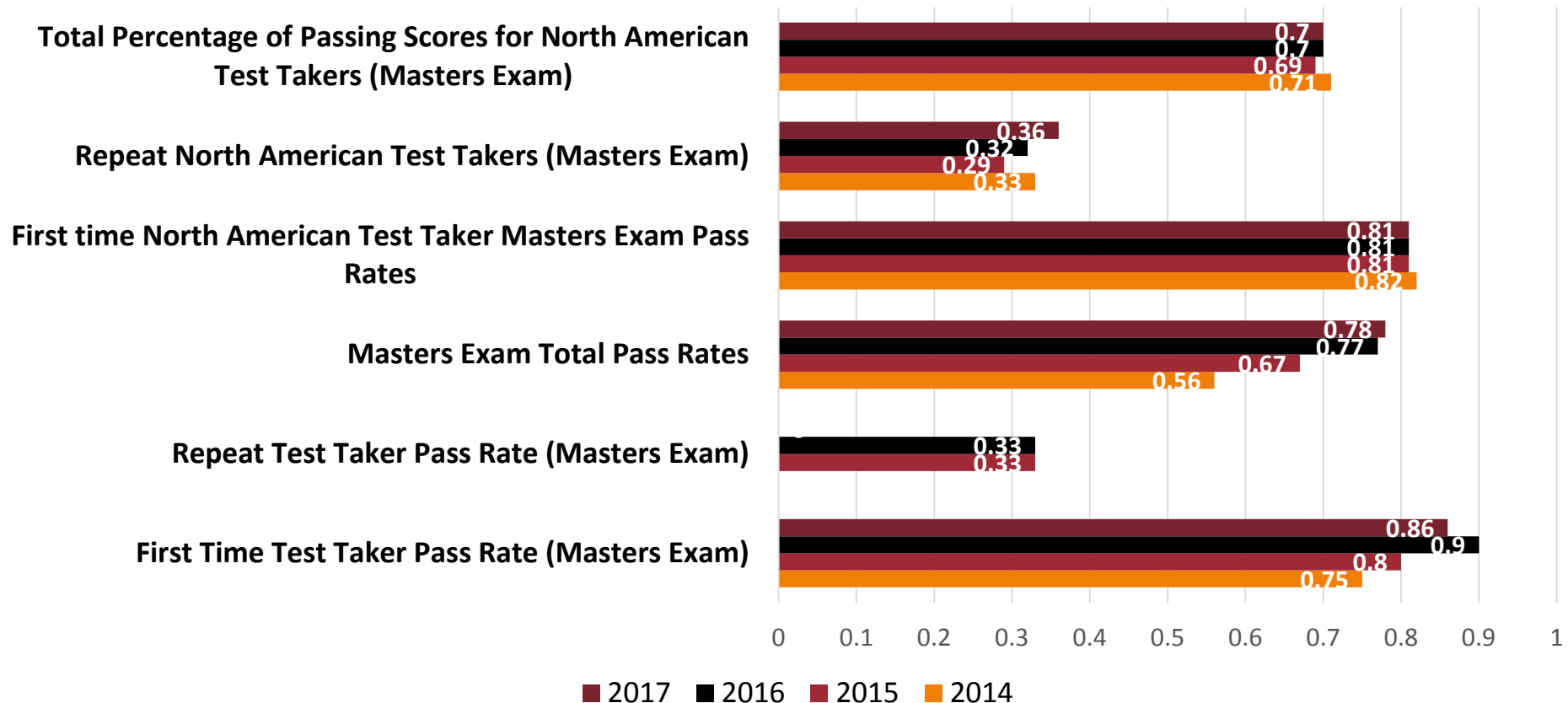


Summary of Winthrop University Master's Students Performance on the Social Work Clinical Examination

Examinee Year	First Time Winthrop University Test Taker Pass Rate (Masters Exam)	Repeat Winthrop University Test Taker Pass Rate (Masters Exam)	Total Percentage of Passing Scores for Winthrop University Masters Exam	First time North American Test Taker Masters Exam Pass Rates	Repeat North American Test Takers (Masters Exam)	Total Percentage of Passing Scores for North American Test Takers (Masters Exam)
2014	0.75	0	0.56	0.82	0.33	0.71
2015	0.8	0.33	0.67	0.81	0.29	0.69
2016	0.9	0.33	0.77	0.81	0.32	0.7
2017	0.86	0	0.78	0.81	0.36	0.7



Summary of Winthrop University Master's Students Performance on the Social Work Clinical Examination





Interpretation:

These data indicate that not only has Winthrop University (WU) graduate-level Social Work students' performance improved from 2014 to 2017, as per first time test takers' pass rate and the total pass rates, but it has now also exceeded the pass rates for all test takers in North America. Again, caveats in formulating conclusions from these data-- due to the relatively small sample size of WU test takers --are pertinent, but the trends evidenced above are, nonetheless, very positive and indicative of increases in Winthrop's students professional competencies.



Summary of Winthrop University Registered Dietitian Credentialing Examination

	2018 Pass Rates
“BS in Human Nutrition, which is an undergraduate Didactic Program in Dietetics ("DPD")”	100% (n=21) have successfully passed the exam within the first year of the first attempt of the registration exam.
“Post-graduate dietetic internship”	100% (N=18) have successfully passed the exam within the first year of the first attempt on the registration exam.