




Student Success Partners

Retention Dashboard



Key Definitions:

- **Cohort term** – The student's first term at Winthrop as a degree-seeking student. A student's cohort term never changes, regardless of any instances of stopping or dropping out.
- **First-time freshmen** – Degree-seeking undergraduates attending college for the first time after graduating high school, including those who earned enough college credits in high school to be classified as sophomores or juniors during their first term.
- **First-time transfer** – Degree-seeking undergraduates known to have attended another postsecondary institution after graduating high school, enrolled at Winthrop for the first time
- **Full-time** – Undergraduate students enrolled in twelve or more credit hours at the start of the term.
- **Retention rate** – Typically refers to the percentage of the fall cohort of first-time, full-time freshmen who returned to the same institution the subsequent fall. This dashboard also includes fall-to-spring, transfer, and part-time student retention data, as well as persistence rates beyond the first year.
- **Graduation rate** – Typically refers to the percentage of the fall cohort of first-time, full-time freshmen awarded a bachelor's degree by the end of the summer of the academic year in question. This dashboard also includes transfer and part-time student graduation rates.


RETENTION DASHBOARD URL: www.winthrop.edu/ie/sharepoint-site

STUDENT SUCCESS PARTNERS WEBSITE: www.winthrop.edu/ie/spp

NEXT SESSION: *Wednesday, February 25th*, at 10:00 am – 11:15 am in DiGs 114




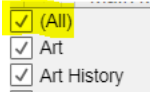
Dashboard Tips & Tricks



- Preferred browsers are Microsoft Edge or Google Chrome.
- Zoom settings may need to be adjusted (67% works well for most). Click refresh after adjusting for best results.
- Navigate using the gray tabs along the top of the dashboard.
- Each page has a Cohort Type filter to choose whether to view **freshman** or **transfer** and **full-time** or **part-time** cohorts.
- Hover your cursor over the graphs to see tooltips containing additional information, including cohort sizes.
- Be mindful of population sizes when viewing data, using filters, and comparing subgroups. The smaller the sample size, the less reliable and valid the data will be.
- Use the Filters Selected list to keep track of which filters you have in place. In the example below, the displayed retention rate will be for male, first generation, in-state, first-time, full-time freshmen.

Filters Selected Above:

First-Time, Full-Time Freshman, All, All, All, Male, All, First Gen, All, All, All, All, In-State, All

- There are several options to clear filters:
 - Click the clear filter icon on each filter 
 - Choose (All) in each filter's drop-down menu 
 - If available, click the Clear Filters button to reset all filters at once 