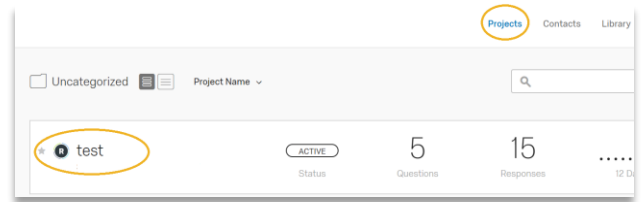
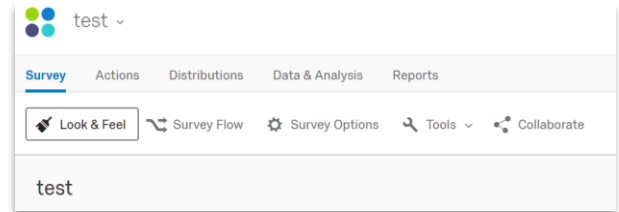


## Changing a Survey's Theme

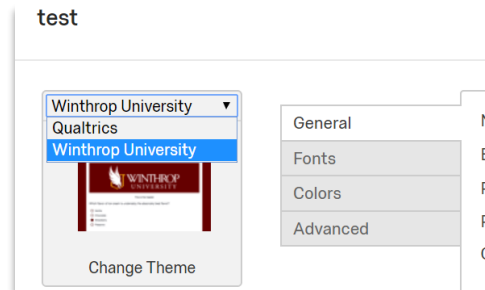
1. Under Projects, click on the survey for which you would like to change the theme.



2. Click "Look & Feel" at the top left under "Survey"



3. Click on the drop-down menu to switch between Winthrop University and Qualtrics themes.



4. Click on the survey image to open a menu of available themes to choose from below.

