
















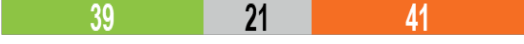


WINTHROP UNIVERSITY
 EMPLOYEE SATISFACTION SURVEY RESULTS
 SURVEY ADMINISTERED October 16-27, 2023

ALL DIMENSIONS

Question	%Favorable/ %Neutral/ %Unfavorable	% Favorable Comparison Trend from 2018	Number of Responses
Well-Being		-	493
Quality & Student Focus		-	491
Ethics and Compliance		-	483
Respect & Recognition		-	494
Employee Enablement		+3	495
Clear & Promising Direction		-	493
Performance Management		+4	493
Diversity and Inclusion		-	492
Authority & Empowerment		+7 *	492
Resources		-5	495
Corporate Social Responsibility		-	477
Employee Engagement		-5	495
Development Opportunities		-	490
Confidence in Leaders		-	493
Collaboration		-2	492
Pay & Benefits		+2	483
Training		+1	481
Work, Structure, & Process		-	494