



College of Visual and Performing Arts

Faculty & Staff Assembly

Tuesday, August 15, 2023, 1-3:30pm

WELCOME

I. WELCOME + ANNOUNCEMENTS - Karen Oremus, Interim Dean

a. Introduction of New Faculty and Staff

- [Leslie Cook](#), *Associate Professor, Theatre and Dance (Costume Design)*
- [Mike Gentry](#) '08, *Director, Winthrop University Galleries*
- [Quintel Gwinn](#), *Assistant Professor, Design (Interior Design)*
- [John Hairston](#), *Assistant Professor, Design (Illustration)*

I. Welcome + Announcements - Karen Oremus

b. Recognition of Faculty Promotions + Tenure 2023

- **Tracy Patterson**, Music, Promoted to Rank of Full Professor
- **Kristen Wonderlich**, Music, Promoted to Rank of Full Professor
- **Myles Calvert**, Fine Art, Promoted to Rank of Associate Professor
- **Claudia O'Steen**, Fine Art, Promoted to Rank of Associate Professor

I. Welcome + Announcements - Karen Oremus

c. Sabbaticals

- **Matthew Manwarren**, Music, Sabbatical Spring 2023

Welcome Back

- **Mark Lewis**, Music, Sabbatical Fall 2023

Best Wishes

d. Resignations

- **Doug Presley**, Music
- **Elizabeth Dulemba**, Design

II. APPROVAL OF THE MINUTES FROM THE 3.3.23 ASSEMBLY - Karen Oremus

III. NOMINATION OF CVPA FACULTY ASSEMBLY PARLIAMENTARIAN FOR 2023-24 - Karen Oremus

IV. CVPA + UNIVERSITY COMMITTEE NOMINATIONS - Karen Oremus

a. Call for Nominations from the Floor

- (University Committee) **Faculty Committee on University Life** (To replace Meg Schriffen)
- (University Committee) **Financial Exigency** (To replace Jeremy Mims)
- (CVPA Committee, at-large) **International Arts** (To replace Mark Lewis)

V. DEAN'S REPORT- Karen Oremus

a. CVPA 2023-24 Master Calendar of Deadlines, Events, and Reminders

- General Overview
- [Master CVPA Administrative Calendar](#)
- [CVPA Directory](#)
- [CVPA Faculty and Staff Manual](#)

V. DEAN'S REPORT- Karen Oremus

a. CVPA 2023-24 Master Calendar of Deadlines, Events, and Reminders

- Course syllabi and Updated CVs due to Chairs (8/25)/ Departments review and Admin upload to Dean's Shared Drive (9/1)/ Dean's Admin uploads to PICS (9/15)
- Importance of naming conventions consistency
PDF syllabi files must be named in the following format per PICS: **Course_Section_Term_Username.pdf**
MATH261_001_19F_SmithJ.pdf

V. DEAN'S REPORT- Karen Oremus

a. CVPA 2023-24 Master Calendar of Deadlines, Events, and Reminders

- [Master Syllabus](#) for Review ([CVPA Syllabus Policy](#))
- [Outside Employment/ Consulting Forms](#)
to Chairs (Aug 25)
to Dean's office (Sept 1)
to Provost (Sept 2)

V. DEAN'S REPORT- Karen Oremus

Executive Summary of the 2022-2023 Annual Report for CVPA

Annual Reporting Process

- **June** - CVPA Department chairs and directors submit an annual report to the Dean's office.
- **July** - Dean's submit a college report to the Provost and President's office, which includes an extensive review of the college, data review, analysis, program assessment, recommendations, and goals.

Data Review

CVPA is Unique

While Gray's data is very important, there is other crucial data that needs to be brought forward and seriously reviewed

Enrollment

- Undergraduate Degree Program Enrollment by College, Fall 2017-Fall 2022

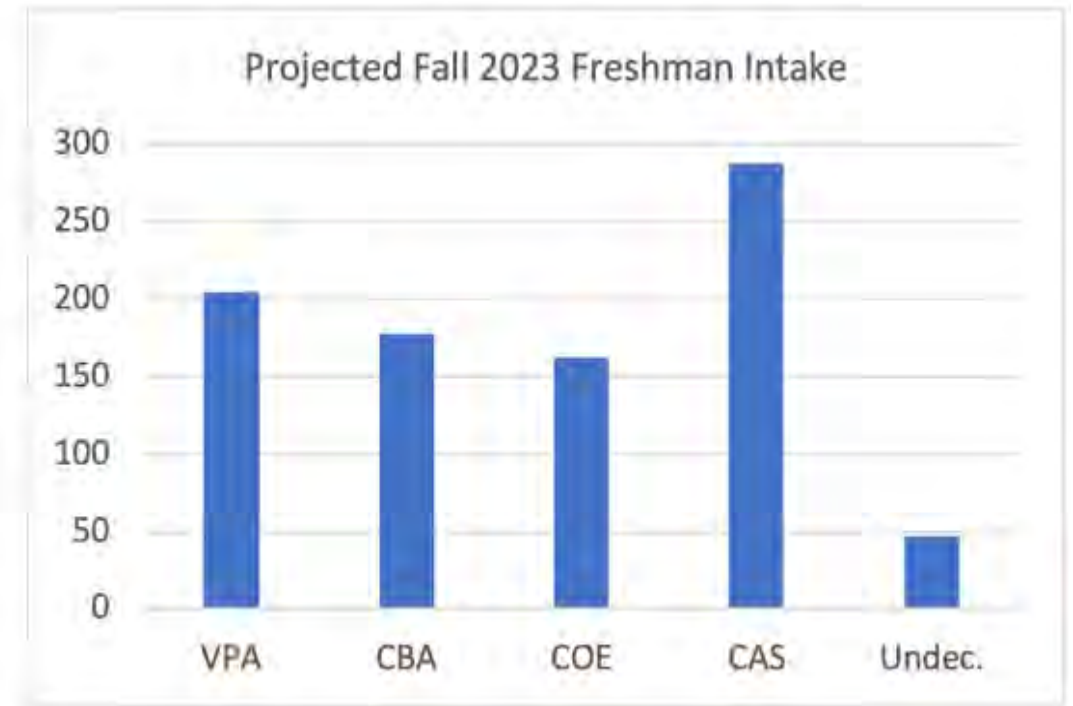
College	Fall 2017	Fall 2018	Fall 2019	Fall 2020	Fall 2021	Fall 2022	1-Yr Change: % Diff 21F to 22F	5-Yr Change: % Diff 17F to 22F
Arts & Sciences	2298	2,006	1,942	1,794	1,637	1,421	-13.2%	-38.2%
Business	1044	1,001	978	933	853	765	-10.3%	-26.7%
Education	1670	1,060	1,002	951	802	720	-10.2%	-56.9%
Visual & Performing Arts	630	679	699	714	643	619	-3.7%	-1.7%

Recruitment Report

- Admitted/Enrolled Conversion Projection Fall 2023 Freshman

Metric	Admitted			Enrolled		Conversion	
	Fall 2021	Fall 2022	Fall 2023	Fall 2021	Fall 2022	Fall 2022	Fall 2023*
VPA	433	466	608	140	157	33.7%	205
CBA	662	705	949	157	132	18.7%	178
COE	585	618	697	137	144	23.3%	162
CAS	1525	1469	1761	340	240	16.3%	288
<u>Undec.</u>	279	241	317	44	36	14.9%	47
Total	3484	3499	4332	818	709	20.3%	878

* Estimate based on 2022 conversion rate: ratio of admit/enrol



Actual Enrollment Numbers Fall 2023

- Students registered for an orientation session

Metric	Admitted	Orientation	Conversion
Visual & Performing Arts	608	251	41%
Business	949	257	27%
Education	697	211	30%
Arts & Sciences	1761	403	23%
Undecided	317	57	18%
Total	4332	1179	27%

NICHE 2023 Winthrop University Rankings

Best Colleges
Art
(USA)
190
Top 25%

Best Colleges
Performing Arts
(USA)
143
Top 26%

Best Colleges
Design
(USA)
135
Top 32%

Niche gives special attention to the perspectives and experiences of students.

College of Visual and Performing Arts

South Carolina Ecosystem

- 2023 Discipline Specific National Rankings for SC Institutions on NICHE

Institution	Art (N=746)	Performing Arts (N=554)	Design (N=427)	Music (N=581)
Winthrop University	190 (Top 25%)	143 (Top 26%)	135 (Top 32%)	
Furman University	207	212		56
USC (Columbia)	215	203		
USC (Aiken)	272			
Clemson University		201	108	
Anderson University	267	152	124	97
Wofford College				
Lander University	228			
College of Charleston				
Charleston Southern University			120	
Bob Jones University			168	

Market Data (USA)

- FY 2022 - \$201 million in funding for the **National Endowment for the Arts** (+20%).
- FY 2023 - \$207 million to NEA (+3%) and NEH.
- Market size grew 70 billion 2021-2022.
- Projected 2023 – 422.71 billion.

Creativity, IS the Future



“Creativity as the most crucial factor for business success”



*“Creativity as **the** essential skill of the future”*



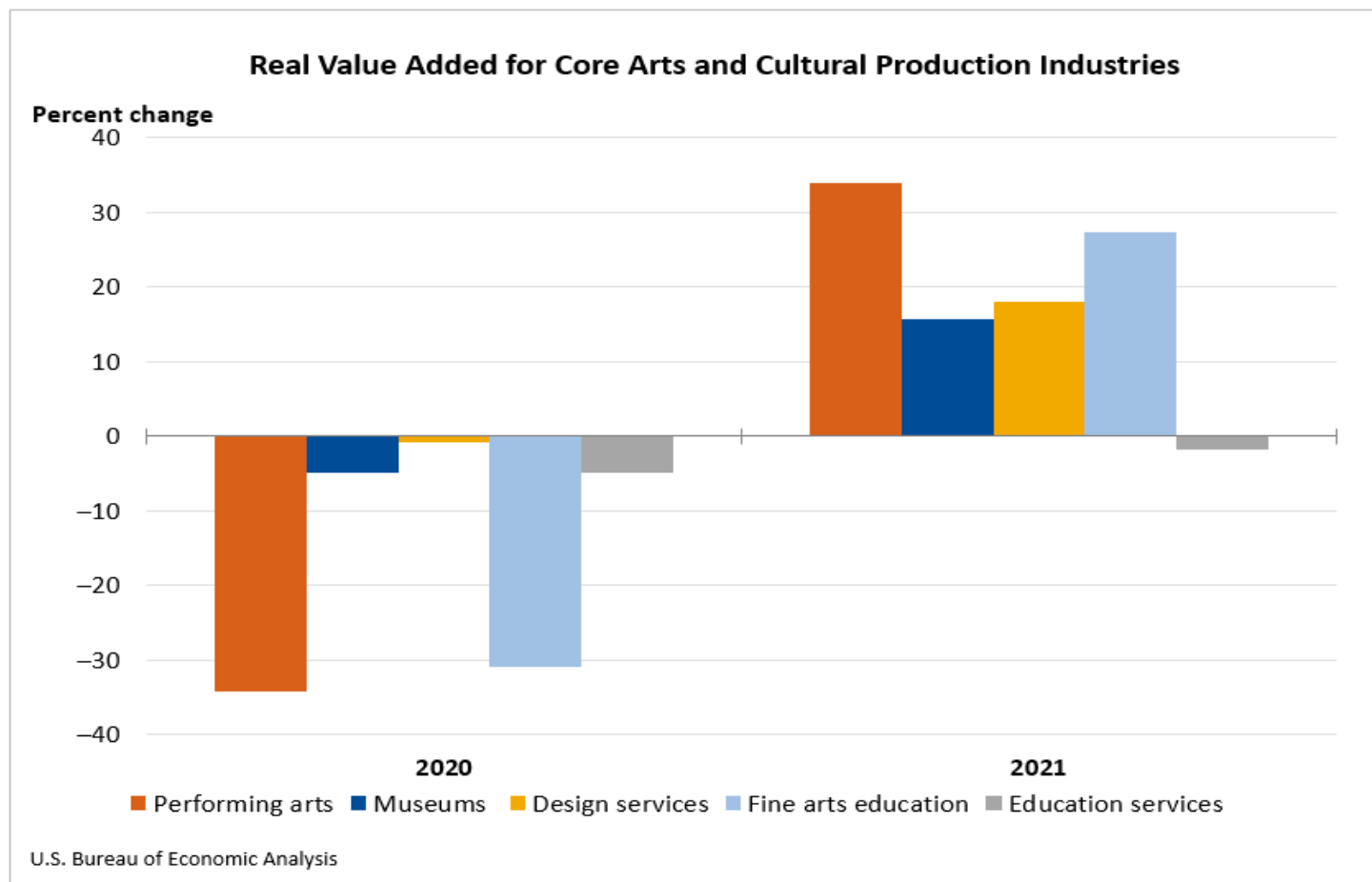
“Creativity as one of its four strategic objectives”

Future Proof?

Research has found that AI in the area of creativity will not autonomously match human levels of cognition while they are disembodied and disconnected from the human experience.

Prescott, T. & Wilson, S. (2023). Understanding brain functional architecture through robotics. *Science Robotics*. 8(78).
<https://www.science.org/doi/10.1126/scirobotics.adg6014>

Recognizing the Impact of the Arts



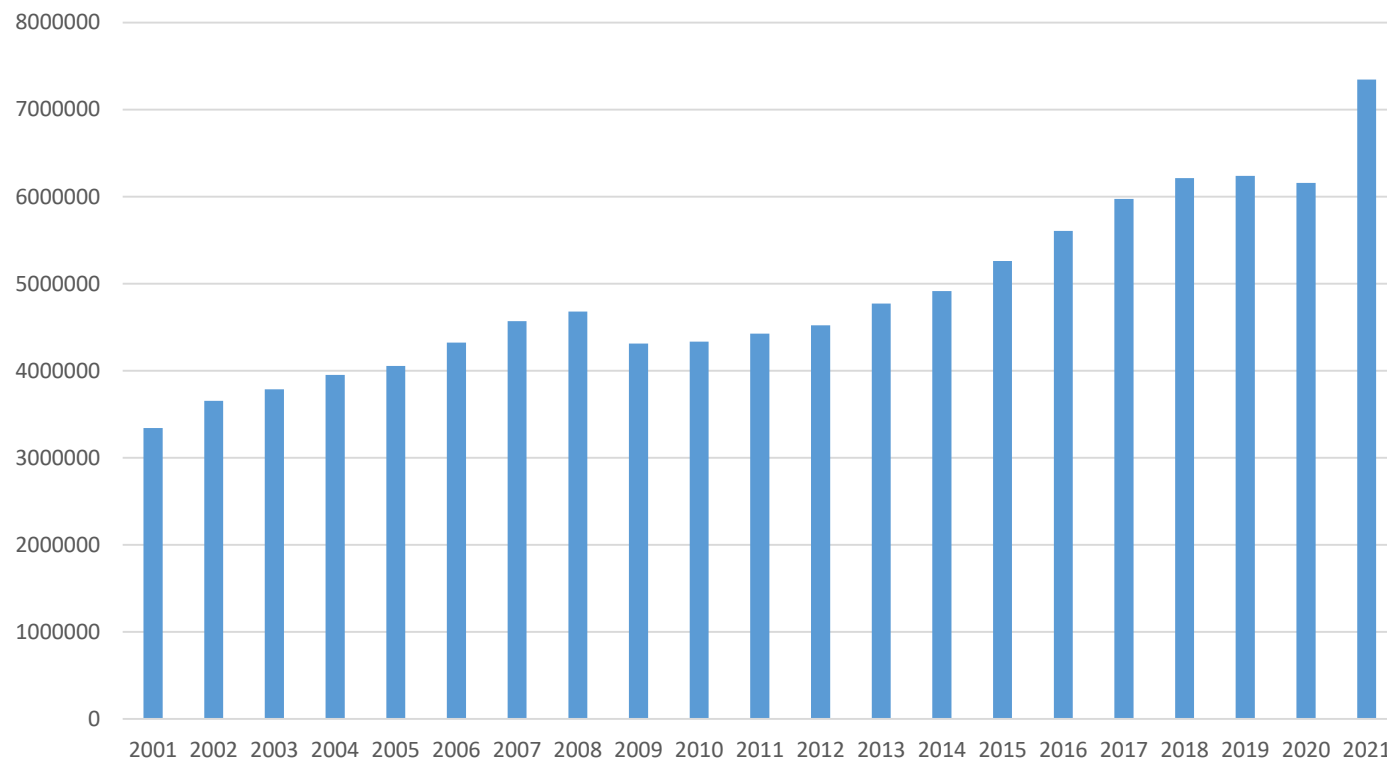
Rebound Breakdown

Sector	2020-2021 Rebound
Performing arts companies	17.70%
Performing arts presenters	122.40%
Independent artist, writers, and performers	15.80%
Museums (non-government)	15.60%
Fine arts schools	27.40%
Specialised design services	17.20%
Architectural services	6.20%
Photography and photo-finishing services	27%
Creative advertising	25.80%
Computer systems design	10.60%
Government	0.10%
Publishing	15%
Motion picture and video industries	17.90%
Sound recording	28.70%
Web publishing and streaming	27.30%
Broadcasting	4.80%
Jewellery and silverware manufacturing	16.80%
Musical instrument manufacturing	15.60%
Arts related construction	-3.50%
Arts related trade	10.80%

BEA Arts and Culture
Production Percentage
Change 2020 – 2021

South Carolina Metrics

Total ACPSA value added - South Carolina



1. BEA's Arts and Cultural Production Satellite Account (ACPSA) statistics are supported by funding from the National Endowment for the Arts (NEA). The estimates are based on the 2012 North American Industry Classification System (NAICS).
2. Consists of the industries with secondary production that are designated as artistic and cultural. Note. All dollar estimates are in thousands of current dollars (not adjusted for inflation). Statistics presented in thousands of dollars do not indicate more precision than statistics presented in millions of dollars. Last updated: **March 15, 2023**-- new statistics for 2021; revised statistics for 2017-2020.

Bright Future for CVPA

123,550 jobs
paying \$5.7
billion
(7.5% increase
from 2018)

\$360.2 million in
tax revenue (33%
increase from
2018)

\$14.1 billion
economic impact
of the SC arts-
related cluster
(45% increase
from 2018)

[The economic impact of South Carolina's arts-related economic cluster. \(February, 2023\).](#)

New Programs

Winthrop strategic plan Goal 2 “Develop new programs and enhance current ones that have the potential to be national models”

- BA Integrated Arts
- Potentially Expand the Graduate Certificate in Art Education to the other arts ed programs
- Game design (top 3 in Grays workshop)
- Exploration of short micro courses, specialized credentials, to full degree offerings.
- Explore feasibility of a low residency MFA (Studio, Illustration)

Retention 2021 Cohort

College/Major	2021 Fall Cohort	Retained in Any Major	Retention in Any Major	Retained in Original Major	Retention in Original Major
Music	27	23	85.2%	13	48.1%
Social Work	18	14	77.8%	12	66.7%
Political Science	18	14	77.8%	14	77.8%
Theatre	26	20	76.9%	17	65.4%
English	30	23	76.7%	21	70.0%
Mass Communication	17	13	76.5%	11	64.7%
Sport Management	21	16	76.2%	16	76.2%
Early Childhood Education	27	20	74.1%	17	63.0%
History	10	7	70.0%	3	30.0%
Design	40	28	70.0%	25	62.5%
Dance	13	9	69.2%	9	69.2%
Sociology	16	11	68.8%	10	62.5%
Elementary Education	40	27	67.5%	20	50.0%
Computer Science	33	22	66.7%	12	36.4%
Exercise Science	34	22	64.7%	19	55.9%
Art BA	17	11	64.7%	10	58.8%
Business Administration	115	73	63.5%	62	53.9%
Chemistry	27	17	63.0%	13	48.1%
Biology	83	52	62.7%	38	45.8%
Psychology	72	42	58.3%	34	47.2%
Undeclared	36	20	55.6%	7	19.4%
Social Studies Education	13	7	53.8%	4	30.8%
Art BFA	13	7	53.8%	6	46.2%

College of Visual and Performing Arts

Faculty to Student Ratio – Fall 2022

College / Department*	FTE Student/ Faculty Ratio
Arts & Sciences	13.0
Business Administration	16.7
Education	11.6
Visual & Performing Arts	8.0
University College	10.1
Total	12.1

Leading Discipline Faculty to Student Ratio

Institution	Ratio
Rhode Island School of Design RISD	9-1
Alfred University	9-1
Berklee College of Music	11-1
California College of the Arts	8-1
Julliard	4-1
Maryland Institute College of Art	8-1
Northwestern University	6-1
Pratt Institute	9-1
San Francisco Conservatory of Music	7-1
Savannah College of Art and Design SCAD	15-1
School of the Art Institute of Chicago SAIC	11-1
Tufts	10-1
University of Southern California	7-1
University of the Arts	7-1
Vanderbilt University	5-1

Donor + Alumni Relations

- Most of our donors contribute annual gifts between \$500 - \$5000.
- Winthrop Galleries has historically only had a \$5000 budget. This year \$7,000 was raised
- July sizeable gift – Reception area and Gallery in Byrnes Auditorium, a climate-controlled archive in Rutledge, and a Fine Arts Initiative Fund for programming.
- CVPA also strengthened alumni relations this year through our newsletter that celebrates alumni successes as well as through the alumni choir, distinguished alumni award, and our coming alumni exhibition.

Diversity, Equity, Inclusion and Access (DEIA)

CVPA/WU Ethnicity Percentage - 2022 Fall

	American Indian or Alaska Native	Asian	Black or African American	Hispanic	Inter-national	Native Hawaiian or Other Pacific Islander	Two or More Races	White
CVPA UG	0.0%	2.1%	28.1%	8.8%	0.3%	0.2%	6.9%	53.7%
WU UG	0.3%	2.0%	30.6%	7.6%	1.2%	0.1%	5.0%	53.2%

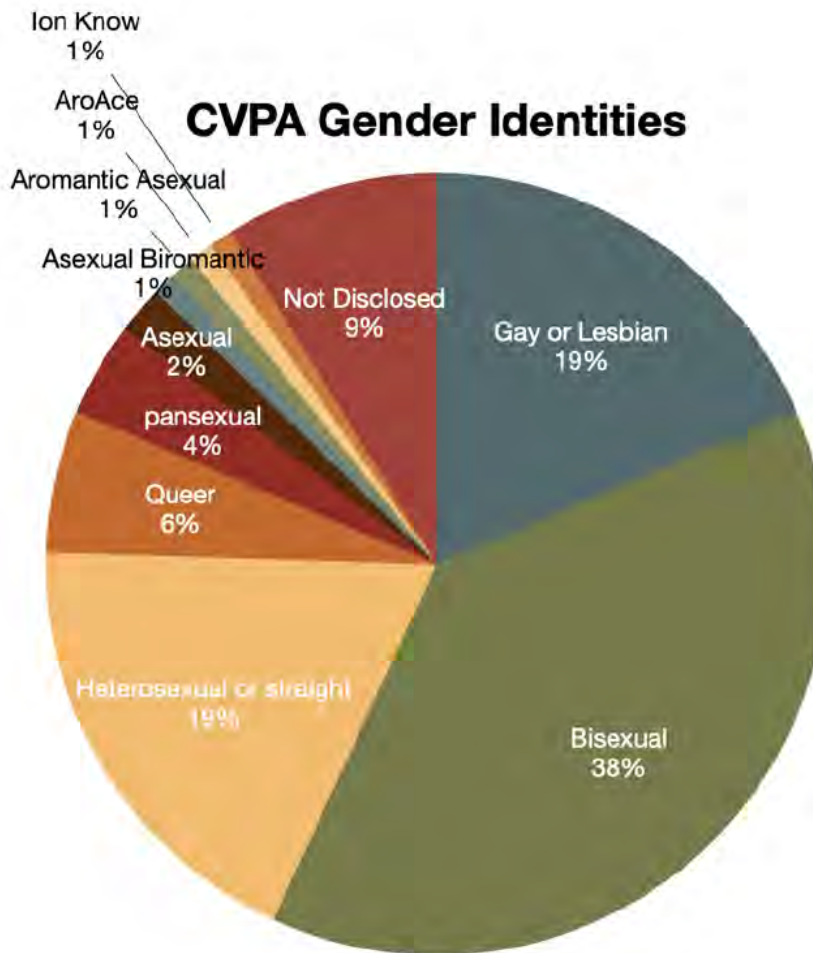
The percentage of diverse students enrolled in our college has significantly increased **16.4% UG** and **7.8% GR** in **2020-21** and **32.4% UG** and **80% GR** over the past **5 years**.

Diversity, Equity, Inclusion and Access (DEIA)

CVPA Gender

Gender Identified	Number	%
Gay or Lesbian	19	19%
Bisexual	39	38%
Heterosexual or straight	19	19%
Queer	6	6%
pansexual	4	4%
Asexual	2	2%
Asexual Biromantic	1	1%
Aromantic Asexual	1	1%
AroAce	1	1%
Ion Know	1	1%
Not Disclosed	9	9%
	102	

CVPA Gender Identities



Accreditation



Department of Fine Arts
Department of Design



Department of Music

Department of Theatre and Dance



Bachelor of Interior Design



Facilities

The impact of deficiencies and deferred maintenance.

Goals 2023 2024

1. Propose Program Fees (to replace course fees) so as to increase revenue, to improve cost transparency, and to assist in sustaining our programs.	8. Continue to refine Transfer Pathways + Articulation Agreements
2. Successfully undertake required Accreditation activities (NASAD, NASM, NAST): Self-studies, prepare performances, exhibitions, and required materials for site visits in AY 24.	9. Increased Donor + Alumni Relations
3. Continue to explore Competency based Education (CBE) in CVPA <ul style="list-style-type: none"> Explore possibility of low residency graduate program models that incorporate competency-based education (CBE) for both an MFA (Master of Fine Arts) Program and MDes (Master of Design) Work with creative industries (Adobe, design firms, etc) to create stacked competency-based model certifications 	10. Continue to develop a realistic budget plan for Future
4. Create a plan and seek approval to launch WU and CHE approved Integrated Arts (IARTS) BA degree program	11. Continue the work of DEIA initiatives , bring together department committees to share ideas.
5. Explore expansion of the Graduate Certificate in Art Education model to Music Education, Dance Education and Theatre Education	12. Continue to address and prioritize major facilities issues , with special attention to health, safety, and accreditation concerns
6. Seek marketing support to advertise our existing certificate program.	13. Continue to develop strategies for recruiting new students and seek additional university support for the successful recruitment activities CVPA offers.
7. Explore Game Design as a new Interdisciplinary program (selected as one of the top 3 choices for new programs at the Gray's data workshop) potentially in conjunction with an Esports program.	14. Explore how we can better align our Arts Education programs with the Arts in Basic Curriculum Institute (ABCI)

Budget

- 2022-2023 CVPA budget did not account for essential line items for the college.

Budget

- 2022-2023 CVPA budget did not account for essential line items for the college.
- We have asked for an additional \$150k approx.
 - Student workers for the departments, the Creator Space and the gallery
 - Funding for Recruitment Events, Arts Events, donor relations
 - Faculty Professional development funds
 - Increased interim faculty budget
 - Accreditation expenses
 - Music Licensure
 - Additional operating funds for departments, Gallery, creatorspace
 - Pep Band

Budget

- previous cuts: 80% cut of the interim faculty budget between 2018-2021; and 70% cut in 2022-2023 (curricular efficiencies and program modifications).
- Efficiencies have taken us to the bare minimum of our required offering in terms of accreditation and program integrity.

Conclusion

From my perspective, I believe we are entering a period of renewal and growth. So today I have shared the latest information I have with you to assimilate and reflect so that we can together engage and contribute positively in the many activities and initiatives to strengthen our College and maximize ours and our students' successes in the coming academic year.



COMFORT BREAK

VI. ASSOCIATE DEAN's REPORT - Lorrie Crochet

a. Other Important Dates/ Activities for 2023-24

- Arts Education Meetings (Dates established for year)
- Curriculum Action Deadlines and Meetings
- Tenure (+Pre/ post)/ Promotions Actions, Deadlines and Workshop (9/14)
- Graduate School Updates

VII. DIRECTOR OF COMMUNICATION'S REPORT -

Lauren Taylor Grad

a. CVPA Website Revamp

See next slides

COMING SOON!

New CVPA Website

www.Winthrop.edu/cvpa

ALL CVPA pages are being rebuilt under a new template designed by Lauren Grad

- User friendly
- Mobile accessibility
- Visually interesting
- Current & modern design

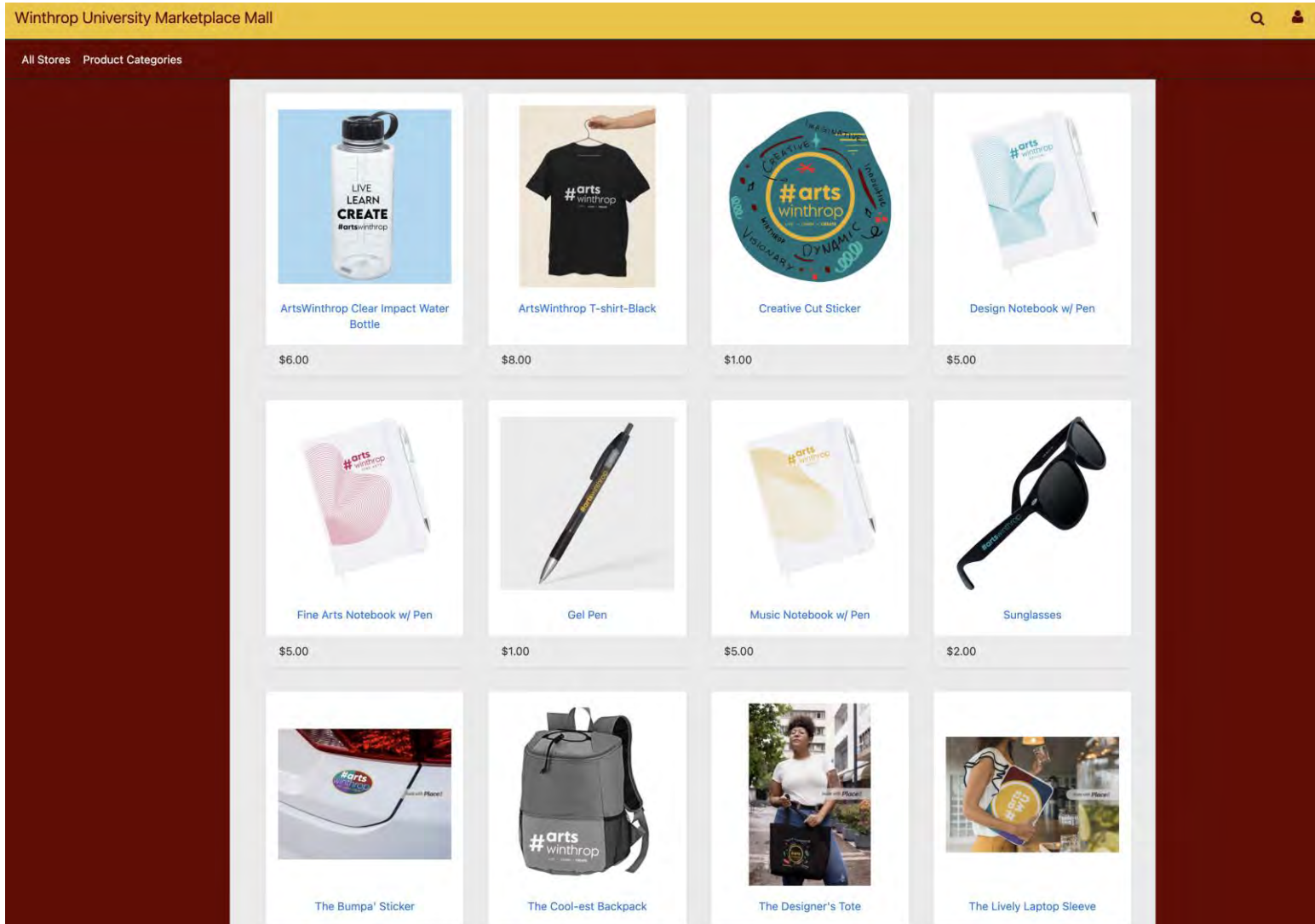
[new home page screen recording.mov](#)

[fine arts home page screen recording.mov](#)



New ArtsWinthrop Marketplace Storefront!

https://secure.touchnet.com/C20256_ustores/web/store_main.jsp?STOREID=74



FOR SALE:

- T-shirts
- Water bottles
- Stickers
- Bumper Stickers
- Notebooks
- Pens
- Sunglasses
- Backpack Coolers
- Tote Bags: Old and new designs
- Laptop cases



College of Visual and Performing Arts

Fall 2023 New Student Assembly

Monday, August 21, 2023, 2-3:30pm

Johnson Hall

SCHEDULE:

1:30 – 2:15 PM Students Arrive, check in and receive goodie bags

1:45 – 2 PM Faculty and Staff arrive, take positions in theatre

-(On stage: Jason Tselentis, Mark Hamilton, Elisa Koehler, Daniel Gordon, Karen Oremus, Anna Fredericks, & Lorrie Crochet)

2:15 PM Program begins

2:30 PM Break out into groups and relocating

-Design: Johnson Theatre | *99 students*

-Theatre & Dance: Black Box Theatre | *60 students*

-Music: Johnson Acting Studio | *48 students*

-Fine Arts: Rutledge 119 | *41 students*

College of Visual and Performing Arts

VIII. RECRUITMENT ACTIVITIES 2023-24 -

Paula Garofalo + Lauren Taylor Grad

- a. Activities Overview**
- b. Establishing Representatives at the Start of the Year**

See next slides

CVPA New Student Enrollment Fall 2023

As of 8/11/2023 Orientation report

Freshman Students	214
Transfer Students	37
Total New Students	251

ArtsWinthrop Open Houses

4 Events Held, 2022-2023

Seniors/Transfers Attended	127
Seniors/Transfers Enrolled	79
Yield	62.2%

ArtsWinthrop Open House Events 2023-2024

Admissions Open House	Oct. 21, 2023 at 12:30 pm
ArtsWinthrop Take Over	Late Jan./Early Feb. 2024
Admissions Spring Open House	March 2, 2024
Winthrop Day	April 6, 2024

**Thank you for your continued support and participation
in these events to recruit
new students!**

IX. CVPA DEPARTMENT + UNIT REPORTs

- a. Department of Design – Jason Tselentis, Chair**

See next slide

Ethan Hunt, Illustration, class of 2023

- Fall 2023, begins graduate studies @ NC State
- Pursuing MFA in Multimedia Art & Design Technology
- AR/VR and immersive technologies, with game & animation design

Hunt, who participated in Winthrop's teaching mentorship in 2021–2022, will work as an NCSU teaching assistant for drawing classes.

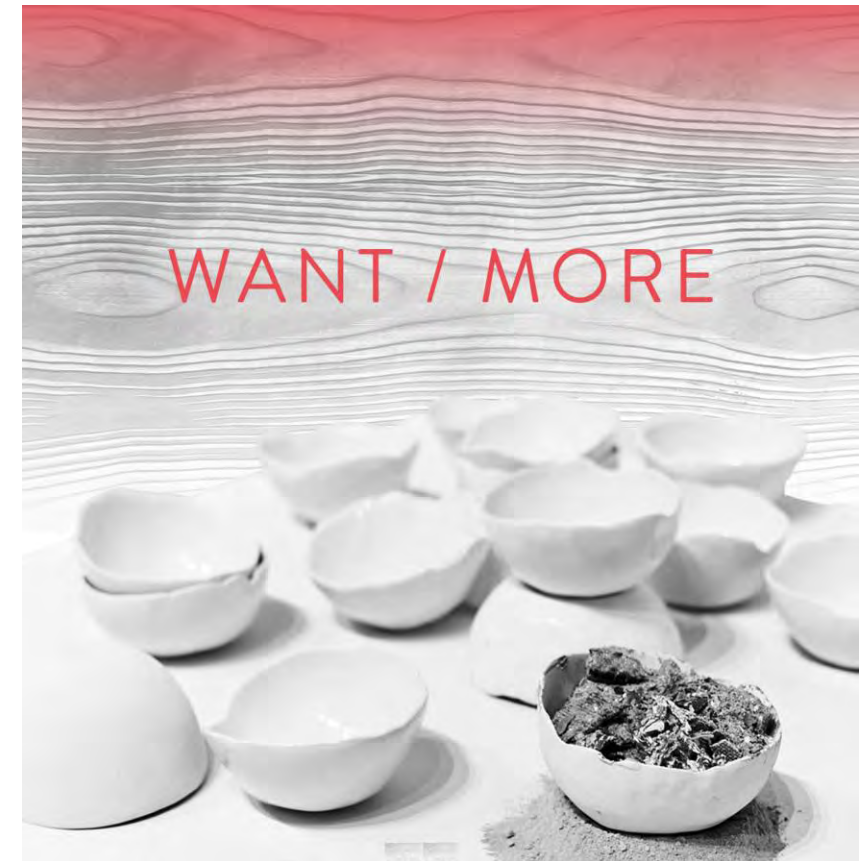


Ethan Hunt (Left), Asst. Professor Hairston (right)

Tamara LaValla, instructor of design, has been awarded two exhibition opportunities in collaboration with the *marvelous & excellent* Associate Professor **Myles Calvert**.

New, collaborative works connect our practices conceptually.

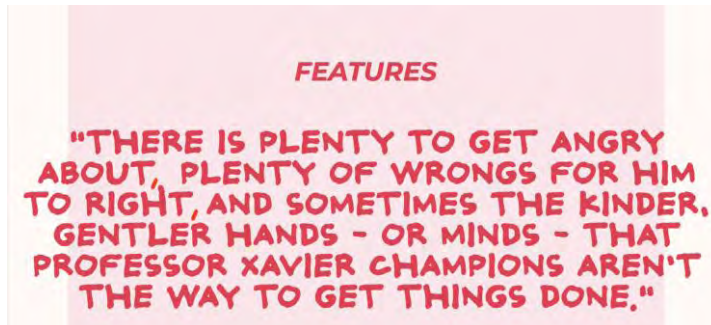
- two-person show, **WANT/MORE** debuts Jan. 16
Francis Marion's Gately Gallery, Florence, SC
through March 8
- second show Public Works Art Center, Summerville,
SC, May 16 to July 6



PanelxPanel [Panel by Panel] won a 2023 Eisner Award at San Diego Comic-Con, *Best Comics-Related Periodical/Journalism*—like an Academy Award, but for comics. From 2022–23, **Professor and Department Chair Jason Tselentis** contributed stories about horror comics, superheroes as prisoners of war, toxic masculinity, multimedia design & comics, and image macros /memes.



Award photo above by *PanelxPanel* editor Tiffany Babb



IX. CVPA DEPARTMENT + UNIT REPORTs

b. Department of Fine Arts – Mark Hamilton, Interim Chair

See next slide

Myles Calvert

Myles took 4 students to Print Santa Fe in April. <https://www.instagram.com/p/CrpYmFvtTfK/>

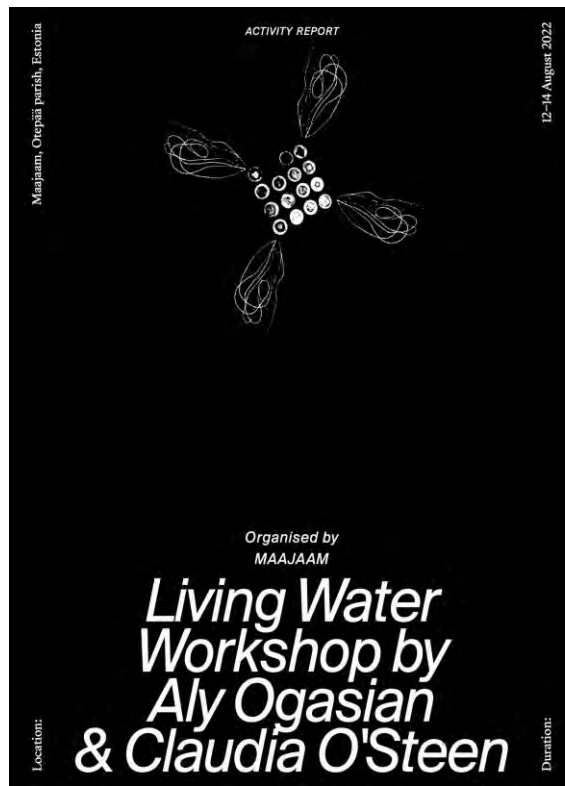
They attended a conference, exhibited work, met contemporary print-based artists, toured the prestigious Tamarind Institute at the University of New Mexico (Albuquerque), toured the infamous Black Rock Editions printmaking studio (Santa Fe), and were welcomed into the performance art den of WolfBat / Dennis McNett.



Claudia O'Steen

Claudia was selected to attend the Marble House Project artist residency in June in Vermont.

Work was published in research publication by the Bioart society of Finland



sual and Performing Arts

Claudia O'Steen

Currently showing work in 3 exhibitions:

- Artwork is currently installed at OUTERSCAPE exhibition in Greenville South Carolina
- Additional artwork is currently installed at Sinclair Gallery in Atlanta
- and an exhibition centered around climate at Arrowmont School of Arts and crafts



Kyle Sweeney

Title: **Lateness and Modernity in Medieval Architecture**


Publisher: Brill

Award received: Kress Foundation Research & Publication
Grant from the International Center of Medieval Art

Kyle Sweeney & Andrew Davis

Received a fully-funded faculty Research Council Grant for the project entitled: “Capturing the Camino: Simulation and Immersion through Virtual Reality.”

They will walk the 500-mile medieval pilgrimage trail to Santiago de Compostela in 2024.



Caroline Rust Ward & Amanda Foshag

Serve the **Public Art Non-Profit Board of Directors** of the **WOMEN'S ART INITIATIVE**

June - WAI completed installation of a juried & commissioned public art work, gifted to the City of Rock Hill, thanks to the donations of their members.

- Caroline, *Project Manager & Art Selection Committee Chair*
- Amanda, *Secretary & Member of Art Selection Committee*

Title: **FLOWER IN INDUSTRY** – In the “Corner Oasis”
(White St. & Caldwell)

Artist: **Fitzhugh Karol**



Summer ST-ARTS Program

Visual Arts: 105 Majors / 65 Minors



3D Design, Drawing, Photography, Printmaking, & Sculpture

Summer ST-ARTS Program

Fine Arts Faculty:

Shaun & Lucy Cassidy (Sculpture)

Mark Hamilton (Visual Arts Coordinator)

Seth Rouser (Drawing & Painting)

Adjunct Faculty:

Devann Gardner (Photography)

MFA Students:

Maddie Foss (Printmaking)

Emily Shelton (3D Design)



Stephanie Sutton

Goodyear Arts – 2023 Artist in Residence



<https://www.instagram.com/p/CvKWjPlgZ6O/>

IX. CVPA DEPARTMENT + UNIT REPORTs

c. Department of Music – Elisa Koehler, Chair

IX. CVPA DEPARTMENT + UNIT REPORTs

d. Department of Theatre & Dance – Daniel Gordon, Chair

IX. CVPA DEPARTMENT + UNIT REPORTs

- e. Master of Arts in Arts Administration Program –
Robert Wildman, Director**

[See next slide](#)

New MAAA Faculty Members

Frances Howorth (she/her)

ARTA 620 Marketing the Arts



David Andrew Snider (he/him)

ARTA 660 Community Engagement



Marisa Youngs (she/her)

ARTA 685 Arts Administration Research



College of Visual and Performing Arts

Recent MAAA Graduates

Spring 2023 Graduates:

Lisa Smalls – *Atlanta, GA*

Micaela Bundy - *Greensboro, NC*

Teilor McManus - *Edgefield, SC*




Summer 2023 Graduates:

Sandrina Preudhomme -

Greensboro, NC

Lana Quint – *Norfolk, VA*

Suzanne Gordon – *Atlanta, GA*



New MAAA Graduate Students


Summer 2023 Online Cohort XI

Joel LaMar Cruz - *Los Fresnos, TX*
Sarah Large - *Charlotte, NC*
Destiny Oliphant - *Greenville, SC*
Samantha Patterson - *Savannah, GA*
Tionna Springs - *Rock Hill, SC*
Caroline Woodrome - *Rock Hill, SC*



Fall 2023 Online Cohort XII

Leslie Arnold - *Knoxville, TN*
Victoria Chung - *Fairfax, VA*
Rachel Fludd - *Columbia, SC*
Charlotte Hutson - *Spartanburg, SC*
Kendall Kiker - *Florence, SC*
Mary Shannon - *Carrboro, NC*
Bailey Wingler - *Salisbury, NC*




Recent Internships Online Cohort X

Ashley Brooks



PARK AVENUE
ARMORY



Park Avenue Armory Conservancy

Ruthie Foster



TOWN OF
Kiawah Island



Town of Kiawah Island Arts Council

LYCOMING
arts



Tess King



Williamsport Lycoming Arts Council

BREVARD
MUSIC
CENTER
SUMMER INSTITUTE & FESTIVAL

Jaida Thomas



Brevard Music Center

MAAA Newsletter Highlights

Teilor McManus '23



Recently hired as the Marketing Manager at the Newberry Opera House in Newberry, South Carolina.

Kristin Hayes '20



Recently hired as the Chair of the Performing Arts Department at Belmont Abbey College.

Harry Culpepper Jr '18



Recognized with the 2022 Carl R. Blair Commitment to Arts Education Award.

Joetta Talford '05



Graduated in December from the SBA's T.H.R.I.V.E. Emerging Leader's program for South Carolina.

T.H.R.I.V.E. stands for Train. Hope. Rise. Innovate. Venture. Elevate. An executive-level training series designed to accelerate the growth of high-potential small businesses across the United States.

IX. CVPA DEPARTMENT + UNIT REPORTs

f. ST-ARTS Program – Jeff McEvoy, Director


IX. CVPA DEPARTMENT + UNIT REPORTs

g. Arts in Basic Curriculum Institute – Kim Wilson, Director

2023 Strategic Planning

- **In final year of American Rescue Plan federal funds**
 - **Arts Bridge**
- **Arts Grow SC becomes arts learning extension of SCAC**

ARTS IN BASIC CURRICULUM INSTITUTE -




ABC INSTITUTE
Arts in Basic
Curriculum

Strategic Priorities

- **Organizational Structure and Capacity**
- **Educator Support**
- **ABC Processes and Approaches**

ARTS IN BASIC CURRICULUM INSTITUTE - Organizational Structure and Capacity



ABC INSTITUTE
Arts in Basic
Curriculum

Center of Excellence

- National & State Affiliations
 - Kennedy Center Partner; Young Audiences
- Destination/ Community Resource
 - Arts Grow SC Hub
- Research
 - “Birth – Year 16” continuum

ARTS IN BASIC CURRICULUM INSTITUTE - Organizational Structure and Capacity

Center of Excellence – Potential Funding

- National
 - US Departments; National Endowments
- State
 - SC Arts Commission; CHE; SCDE;
- Private
 - Family/Community Foundations; Donations

ARTS IN BASIC CURRICULUM INSTITUTE - Educator Support



Academic Alignment

Degrees & Continuing Education

- Arts Integration
- Arts Leadership
- Artist Residency
- Alternative Certification

ARTS IN BASIC CURRICULUM INSTITUTE - ABC Processes and Approaches



Pk-12 Schools

- Academic
 - Placement; Summer Camps; Residency
- Outreach/Recruitment
 - Exposure; Program Assessments; Residency




ARTS IN BASIC CURRICULUM INSTITUTE -

Kim Wilson, Director

Every SC student has access to quality, comprehensive arts education as part of the basic curriculum.

www.abcinstitutesc.org



ABC INSTITUTE

Arts in Basic
Curriculum

IX. CVPA DEPARTMENT + UNIT REPORTs

h. Winthrop University Galleries – Mike Gentry, Director

See next slide

SOUTHERN FICTION

by Tema Stauffer

RUTLEDGE GALLERY

August 21 - October 6

Opening Reception:

September 7, 5:30 - 7 p.m.

WINTHROP
UNIVERSITY
GALLERIES



Rites Preserved

Featuring: Mike Baker, Andy the Doorbum, & Abe Partidge



**ELIZABETH DUNLAP
PATRICK GALLERY**

August 21 - October 6

Opening Reception:
September 7, 5:30 - 7 p.m.

#artswinthrop

CALL FOR ENTRIES

VIVID ALUMNI EXHIBITION

ACCEPTING SUBMISSIONS: AUGUST 7 - SEPTEMBER 1

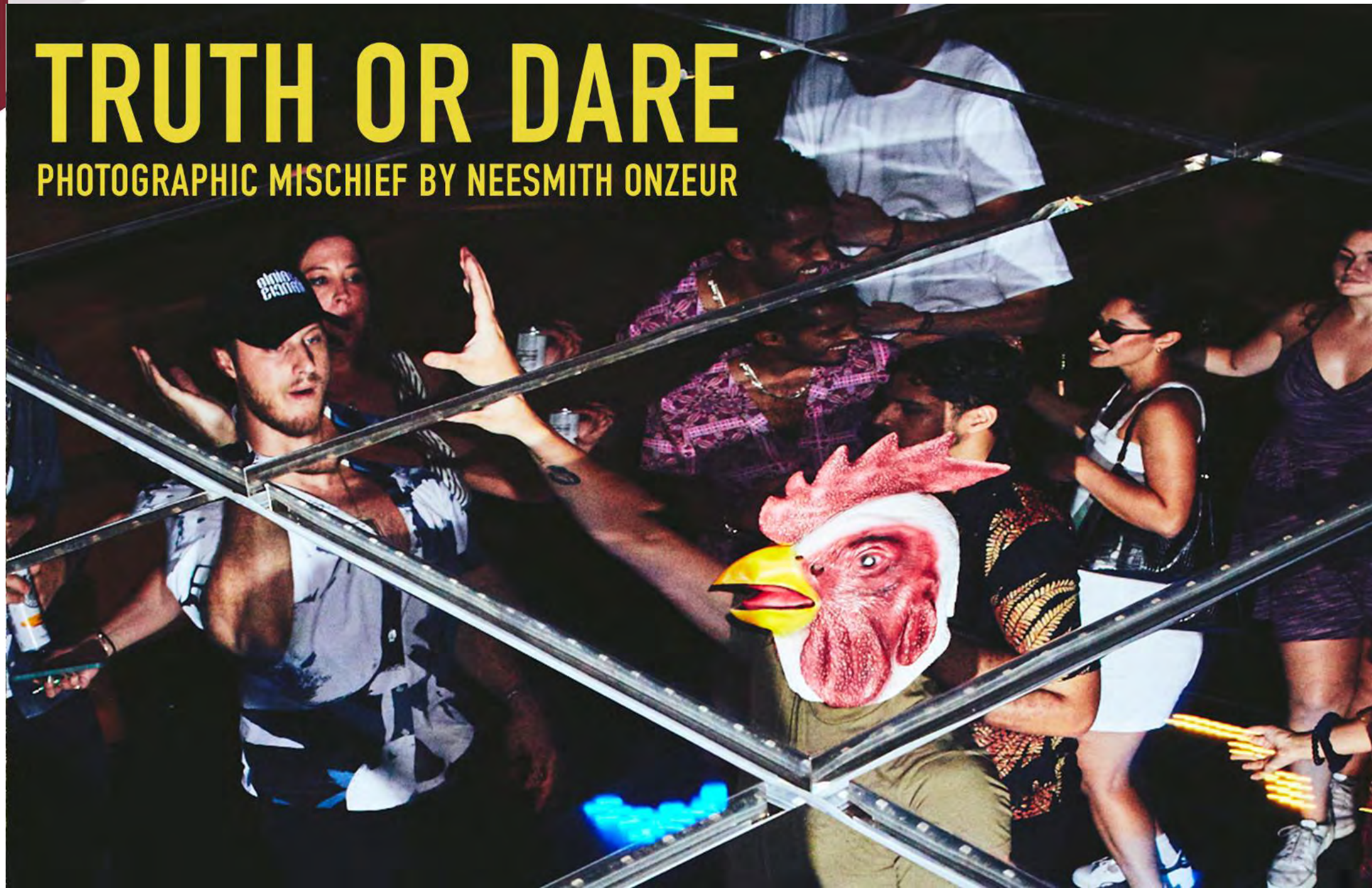
ARTWORK DROP OFF: OCTOBER 2 - 6

EXHIBITION DATES: OCTOBER 23 - DECEMBER 1

JURORS: MIKE GENTRY, MYLES CALVERT & JOHN HAIRSTON JR.

TRUTH OR DARE

PHOTOGRAPHIC MISCHIEF BY NEESMITH ONZEUR



X. DIRECTOR OF STUDENT SERVICES UPDATES -

Lorrie Crochet on behalf of Anna Fredericks

**a. Thank you to the Departments for all their help with
2023 Orientation sessions.**

- 250 new students entering VPA this Fall. That's a record number!
The numbers/majors are still changing – 16 expected this week.
- 212 Freshmen and 38 Transfers

b. Welcome week is August 18-27.

- Convocation at 11 a.m. on Monday, August 21.

X. DIRECTOR OF STUDENT SERVICES UPDATES -

Lorrie Crochet on behalf of Anna Fredericks

- c. Last day to Add** via Wingspan is Friday, August 25th and last day to drop is Monday August 28th.
- d. Last day to apply for May 2024 graduation** (without late fee) is September 15th
- e. Family Day** is Saturday, October 7th
- f. Last day to Withdraw from a full semester course or to elect an S/U** is October 25th

X. DIRECTOR OF STUDENT SERVICES UPDATES - Lorrie Crochet on behalf of Anna Fredericks

- g. Advising for Spring 2024 begins October 18th and
Registration begins November 1st**
- h. Have a wonderful semester!**

XI. Q + A

XII. ADJOURNMENT

IX. Adjournment

College of Visual and Performing Arts

Faculty & Staff Assembly

Tuesday, August 15, 2023, 1-3:30pm

THANK YOU!